

EANCOM[®] 2002 S3

ORDCHG

Purchase order change request message

Edition 2016 Upd. 2021

1. Introduction.....	2
2. Message Structure Chart	3
3. Branching Diagram.....	6
4. Segments Description	18
5. Segments Layout.....	27
6. Example(s)	141

1. Introduction

Status

MESSAGE TYPE : ORDCHG
REFERENCE DIRECTORY : D.01B
EANCOM® SUBSET VERSION : 007

Definition

A message from the buyer to the seller, specifying details of the buyer's request to change a Purchase Order.

Principles

A buyer may request to change, or possibly cancel one or more goods items or services.

A Purchase Order Change Request may refer to goods items or services related to one or more delivery schedules, call-offs, etc.

A Purchase Order Change Request for cross-border transactions may contain additional information for customs and/or statistical purposes.

A Purchase Order Change Request may contain details for transport and destination as well as delivery patterns.

Description of the message

For guidance, the following principles serve to remove ambiguity in the application of an EDI Purchase Order Change Request.

1. The content of a Purchase Order Change Request is assumed to affect the modification of a previous Purchase Order as requested by the buyer, as well as the modification of a previous Purchase Order in confirmation or response to the amendments proposed by the seller in a Purchase Order Response.
2. A change may not be requested on the Purchase Order number, the identification of buyer and seller, or the line item number.

These changes may only be made by cancelling the previous Purchase Order and re-ordering.

3. The only data segments and data elements required in the Purchase Order Change Request are those: Marked in the branching diagram of the Purchase Order as mandatory, including the two repetitions of NAD identifying the buyer and the seller, and one repetition of the RFF segment (group 1) to identify the order being changed. Changing the previous instructions, adding clarification or any other terms, in the detail section. If segments below LIN are changed then all segments below LIN must be re-transmitted. It is not an error to re-transmit unchanged data.

2. Message Structure Chart



UNA	1	C	1	- Service string advice
UNB	2	M	1	- Interchange header

The Purchase Order Change Request Heading Section

UNH	3	M	1	- Message header	
BGM	4	M	1	- Beginning of message	
DTM	5	M	35	- Date/time/period	
PAI	6	C	1	- Payment instructions	
ALI	7	C	5	- Additional information	
FTX	8	C	99	- Free text	
SG1		C	9999	- RFF-DTM	
RFF	9	M	1	- Reference	
DTM	10	C	5	- Date/time/period	
SG3	*	C	99	- NAD-LOC-FII-SG4-SG6	
NAD	11	M	1	- Name and address	
LOC	12	C	99	- Place/location identification	
FII	+	13	C	5	- Financial institution information
SG4		C	99	- RFF	
RFF	14	M	1	- Reference	
SG6		C	5	- CTA-COM	
CTA	15	M	1	- Contact information	
COM	16	C	5	- Communication contact	
SG7		C	5	- TAX-MOA	
TAX	17	M	1	- Duty/tax/fee details	
MOA	18	C	1	- Monetary amount	
SG8		C	5	- CUX-DTM	
CUX	19	M	1	- Currencies	
DTM	20	C	5	- Date/time/period	
SG9	*	C	10	- PAT-DTM-PCD-SG10	
PAT	X	21	M	1	- Payment terms basis
DTM	22	C	5	- Date/time/period	
PCD	23	C	1	- Percentage details	
SG10	+	C	9999	- MOA	
MOA	24	M	1	- Monetary amount	
SG11		C	10	- TDT-SG12	
TDT	25	M	1	- Details of transport	
SG12	*	C	10	- LOC-DTM	
LOC	26	M	1	- Place/location identification	
DTM	+	27	C	5	- Date/time/period
SG13		C	5	- TOD-LOC	
TOD	28	M	1	- Terms of delivery or transport	
LOC	29	C	2	- Place/location identification	
SG14	+	C	99	- PAC-SG15	
PAC	+	30	M	1	- Package
SG15	+	C	5	- PCI-RFF-DTM-GIN	
PCI	+	31	M	1	- Package identification
RFF	+	32	C	1	- Reference
DTM	+	33	C	5	- Date/time/period
GIN	+	34	C	10	- Goods identity number
SG16	+	C	10	- EQD	
EQD	+	35	M	1	- Equipment details
SG20		C	99	- ALC-ALI-DTM-SG21-SG22-SG23-SG24-SG25	
ALC	36	M	1	- Allowance or charge	
ALI	37	C	5	- Additional information	
DTM	38	C	5	- Date/time/period	

2. Message Structure Chart



SG21	C	1	- QTY-RNG
QTY	39 M	1	- Quantity
RNG	40 C	1	- Range details
SG22	C	1	- PCD-RNG
PCD	41 M	1	- Percentage details
RNG	42 C	1	- Range details
SG23	C	2	- MOA-RNG
MOA	43 M	1	- Monetary amount
RNG	44 C	1	- Range details
SG24	C	1	- RTE-RNG
RTE	45 M	1	- Rate details
RNG	46 C	1	- Range details
SG25	C	5	- TAX-MOA
TAX	47 M	1	- Duty/tax/fee details
MOA	48 C	1	- Monetary amount

The Purchase Order Change Request Detail Section

SG27	*	C	200000	- LIN-PIA-IMD-MEA-QTY-ALI-DTM-MOA-GIN-QVR-FTX-SG32-SG33-
LIN	49	M	1	- Line item
PIA	50	C	25	- Additional product id
IMD	51	C	99	- Item description
MEA	52	C	99	- Measurements
QTY	53	C	99	- Quantity
ALI	+	54	C 5	- Additional information
DTM	55	C	35	- Date/time/period
MOA	56	C	10	- Monetary amount
GIN	57	C	1000	- Goods identity number
QVR	58	C	1	- Quantity variances
FTX	59	C	99	- Free text
SG32	*	C	25	- PRI-CUX-DTM
PRI	60	M	1	- Price details
CUX	61	C	1	- Currencies
DTM	+	62	C 5	- Date/time/period
SG33		C	9999	- RFF-DTM
RFF	63	M	1	- Reference
DTM	64	C	5	- Date/time/period
SG34	*	C	99	- PAC-QTY-SG36
PAC	65	M	1	- Package
QTY	+	66	C 5	- Quantity
SG36		C	5	- PCI-RFF-DTM-GIN
PCI	67	M	1	- Package identification
RFF	68	C	1	- Reference
DTM	69	C	5	- Date/time/period
GIN	70	C	10	- Goods identity number
SG37		C	9999	- LOC-QTY-DTM
LOC	71	M	1	- Place/location identification
QTY	72	C	1	- Quantity
DTM	73	C	5	- Date/time/period
SG38		C	10	- TAX-MOA
TAX	74	M	1	- Duty/tax/fee details
MOA	75	C	1	- Monetary amount
SG39		C	999	- NAD-SG42
NAD	76	M	1	- Name and address
SG42		C	5	- CTA-COM
CTA	77	M	1	- Contact information

2. Message Structure Chart

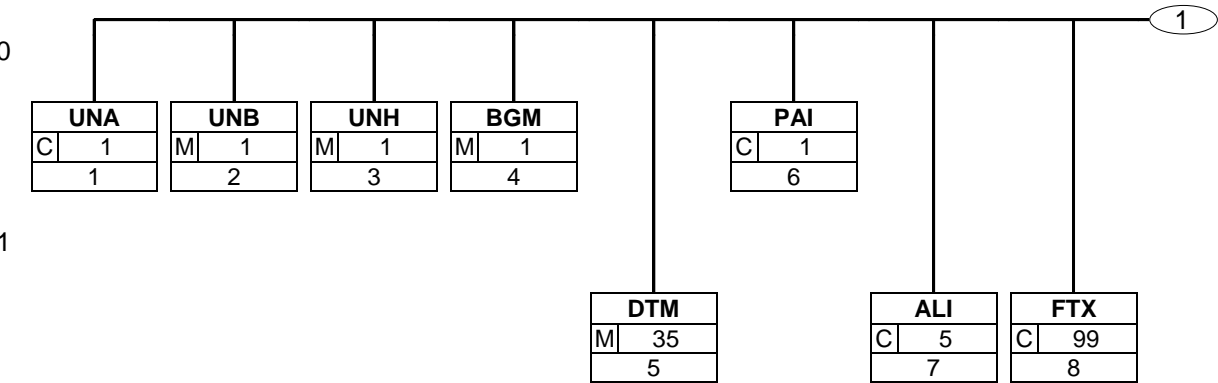


COM	78	C	5	- Communication contact
SG43		C	99	- ALC-ALI-DTM-SG44-SG45-SG46-SG47-SG48
ALC	79	M	1	- Allowance or charge
ALI	80	C	5	- Additional information
DTM	81	C	5	- Date/time/period
SG44		C	1	- QTY-RNG
QTY	82	M	1	- Quantity
RNG	83	C	1	- Range details
SG45		C	1	- PCD-RNG
PCD	84	M	1	- Percentage details
RNG	85	C	1	- Range details
SG46		C	2	- MOA-RNG
MOA	86	M	1	- Monetary amount
RNG	87	C	1	- Range details
SG47		C	1	- RTE-RNG
RTE	88	M	1	- Rate details
RNG	89	C	1	- Range details
SG48		C	5	- TAX-MOA
TAX	90	M	1	- Duty/tax/fee details
MOA	91	C	1	- Monetary amount
SG49		C	10	- TDT
TDT	92	M	1	- Details of transport

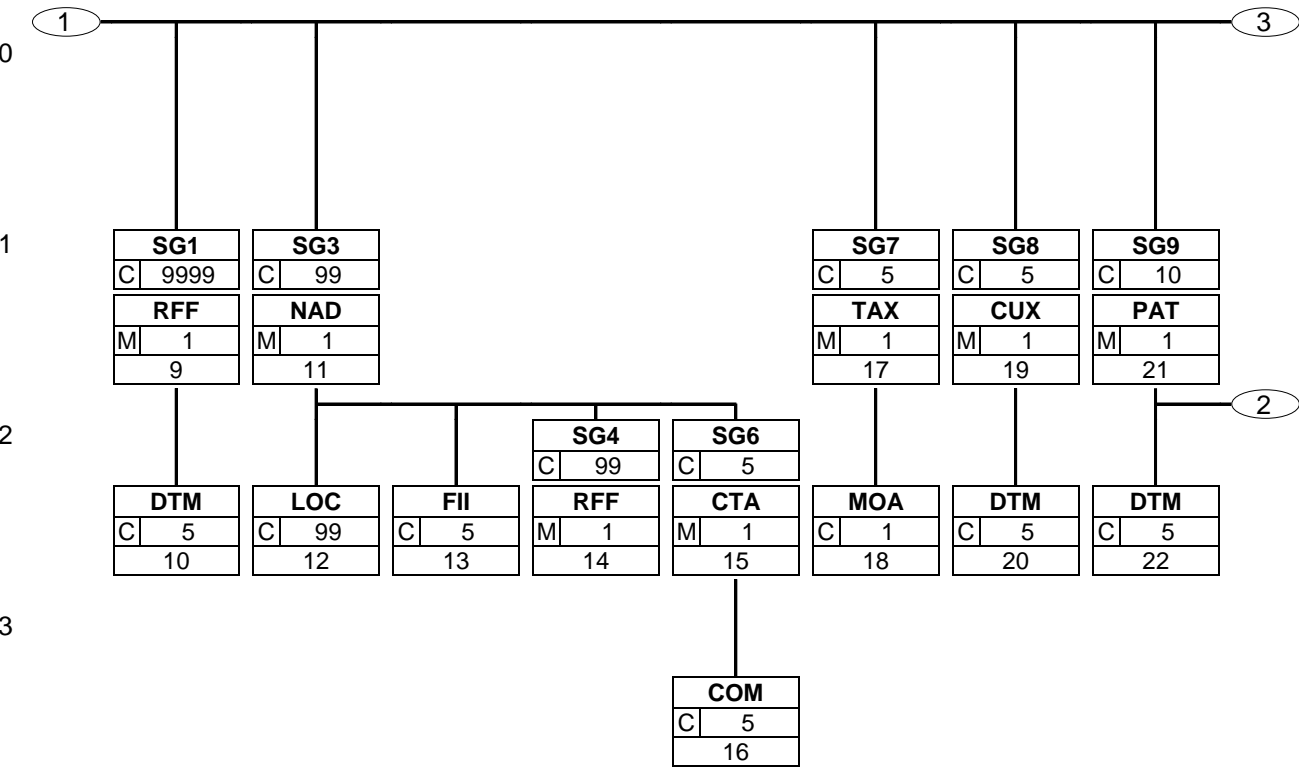
The Purchase Order Change Request Summary Section

UNS	93	M	1	- Section control
MOA	94	C	12	- Monetary amount
CNT	95	C	10	- Control total
UNT	96	M	1	- Message trailer
UNZ	97	M	1	- Interchange trailer

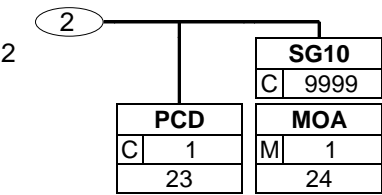
3. Branching Diagram



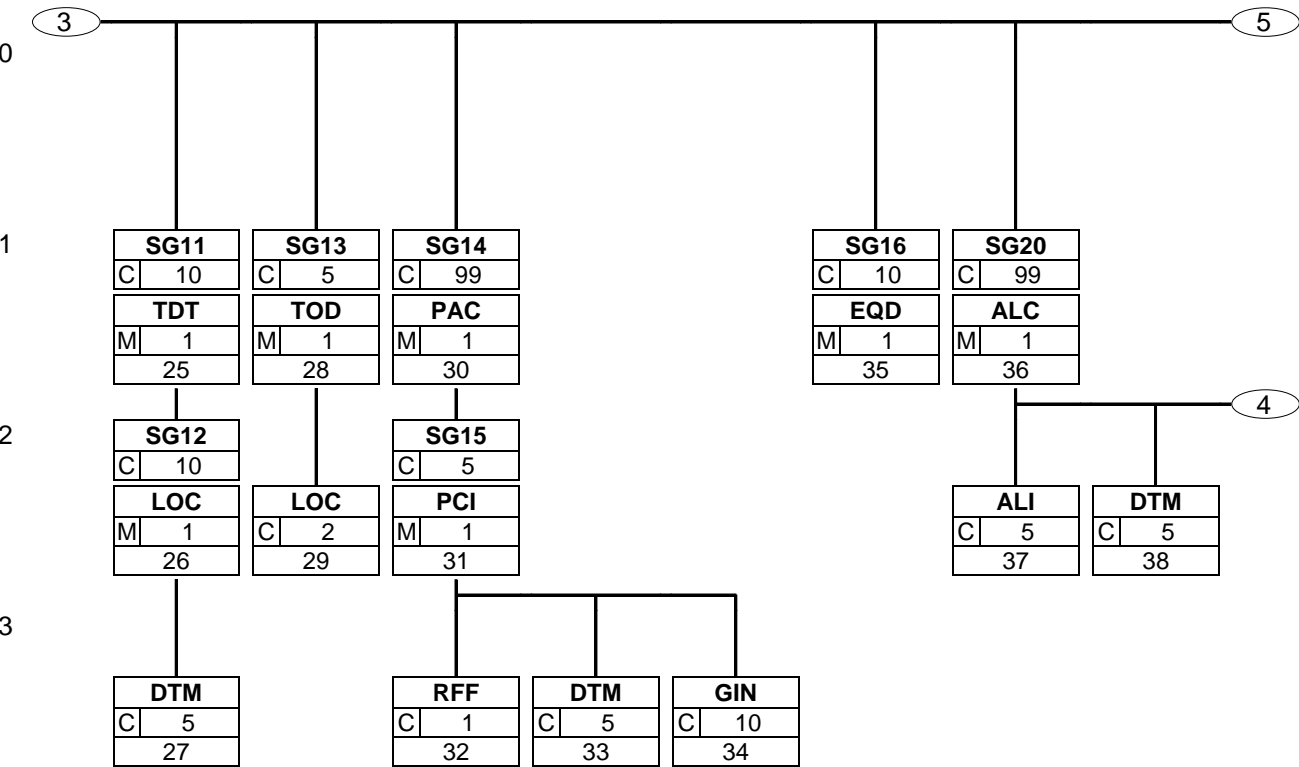
3. Branching Diagram



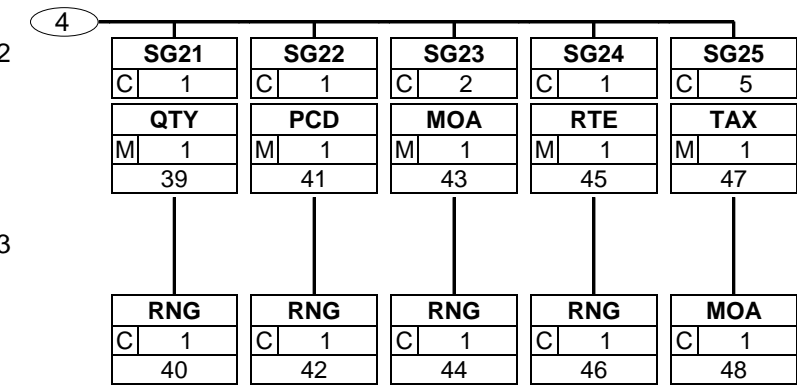
3. Branching Diagram



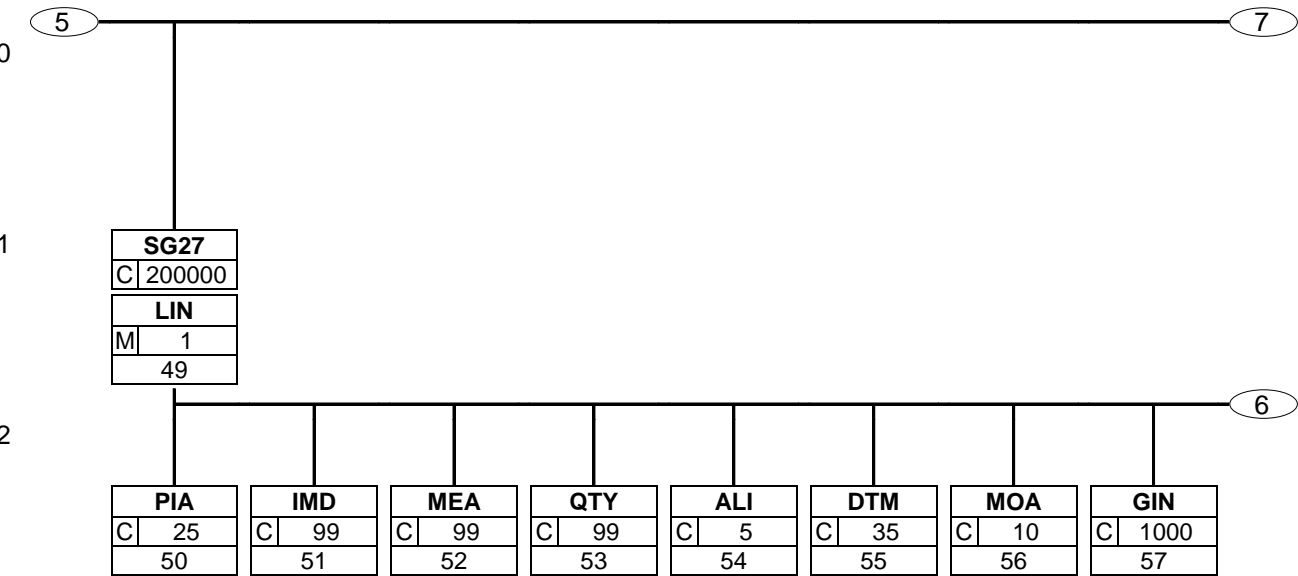
3. Branching Diagram



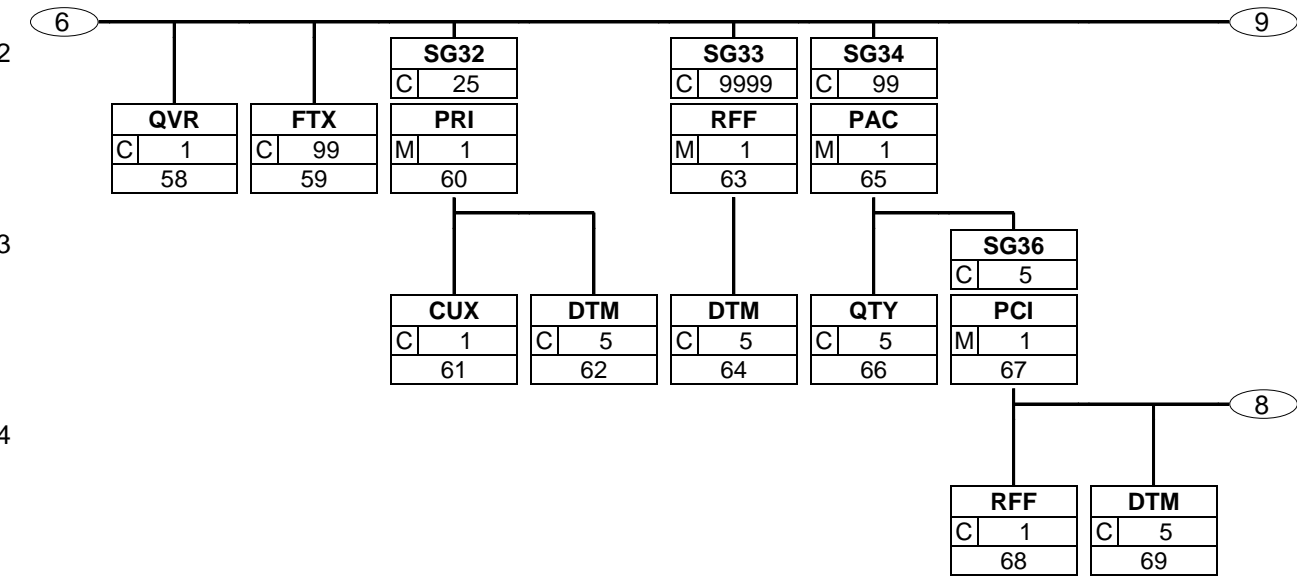
3. Branching Diagram



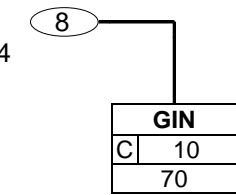
3. Branching Diagram



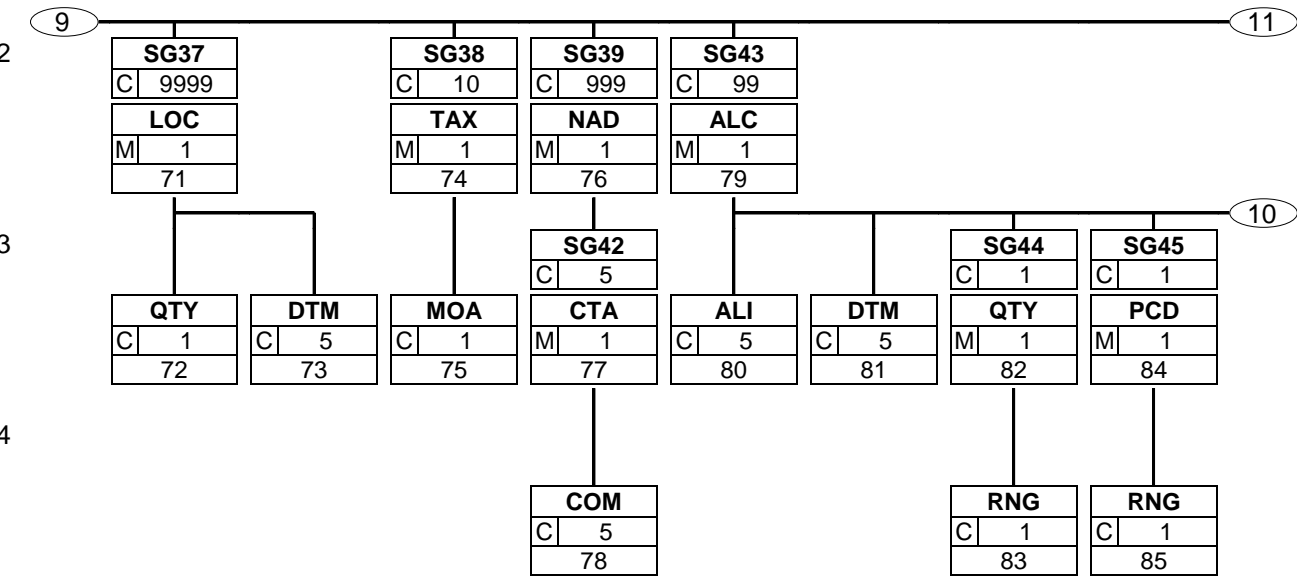
3. Branching Diagram



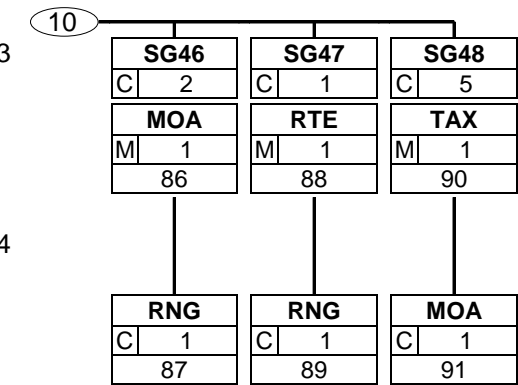
3. Branching Diagram



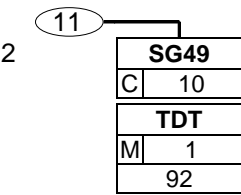
3. Branching Diagram



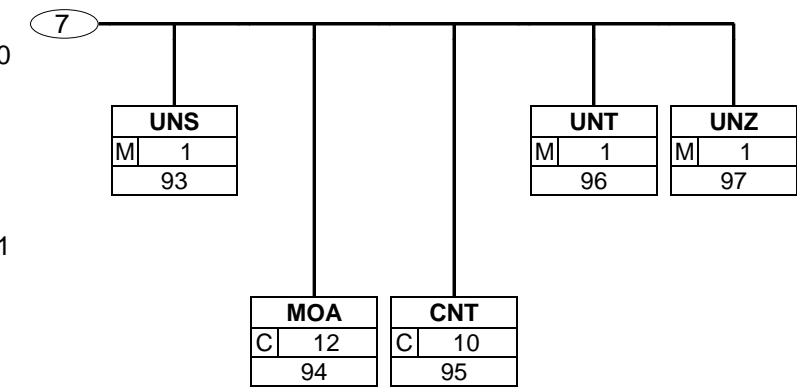
3. Branching Diagram



3. Branching Diagram



3. Branching Diagram



4. Segments Description

- UNA - C 1 - Service string advice
The service string advice shall begin with the upper case characters UNA immediately followed by six characters in the order shown below. The same character shall not be used in more than one position of the UNA.
- UNB - M 1 - Interchange header
This segment is used to envelope the interchange, as well as to identify both, the party to whom the interchange is sent and the party who has sent the interchange. The principle of the UNB segment is the same as a physical envelope which covers one or more letters or documents, and which details, both the address where delivery is to take place and the address from where the envelope has come.

The Purchase Order Change Request Heading Section

- UNH - M 1 - Message header
This segment is used to head, identify and specify a message.
- BGM - M 1 - Beginning of message
This segment is used to indicate the type and function of the message and to transmit the identifying number.
- DTM - M 35 - Date/time/period
This segment is used to specify the date of the order change request or to provide a change or clarification to the delivery or pick-up date/time instructions provided in a previous purchase order or purchase order response.
- PAI - C 1 - Payment instructions
This segment is used to indicate payment instructions which may be used or imposed by the party issuing the order.
- ALI - C 5 - Additional information
This segment is used to identify the country of origin for all products detailed in the message.
- FTX - C 99 - Free text
This segment is used to provide free form or coded text information for the entire purchase order change message.
- SG1** - C 9999 - **RFF-DTM**
A group of segments for giving references and where necessary, their dates, relating to the whole message, e.g. contract number, import/export license number, reservation number.
- RFF - M 1 - Reference
This segment is used to provide any references applicable to the complete purchase order change message.
- DTM - C 5 - Date/time/period
This segment is used to specify dates relating to the references given in the preceding RFF segment.
- SG3** - C 99 - **NAD-LOC-FII-SG4-SG6**
A group of segments identifying the parties with associated information.
- NAD - M 1 - Name and address
This segment is used to identify the trading partners involved in the Purchase Order Change Request. Identification of the buyer and supplier of goods and services is mandatory using DE's 3035 and C082. Additional parties can be identified as a clarification or correction to a previously sent Purchase Order or Purchase Order Change Request.

4. Segments Description

LOC - C 99	- Place/location identification This segment is used to indicate more precise locations related to the party identified in the NAD segment. It is recommended that Global Location Numbers GLN - Format n13 - be used for the identification of all locations.
FII - C 5	- Financial institution information This segment is used to identify financial institution information related to the party identified in the NAD segment.
SG4 - C 99	- RFF A group of segments giving references only relevant to the specified party rather than the whole order change.
RFF - M 1	- Reference This segment is used to identify references related to for the party specified in the previous NAD segment.
SG6 - C 5	- CTA-COM A group of segments giving contact details of the specific person or department within the party identified in the NAD segment.
CTA - M 1	- Contact information This segment is used to identify contact details for the party specified in the NAD segment.
COM - C 5	- Communication contact This segment identifies the communications number, and type of communications, for the person or department identified in the preceding CTA segment.
SG7 - C 5	- TAX-MOA A group of segments specifying tax related information.
TAX - M 1	- Duty/tax/fee details This segment is used in the Purchase Order Change Request to provide a correction or clarification to previously sent tax information.
MOA - C 1	- Monetary amount This segment is used to indicate tax amounts for the preceding TAX segment.
SG8 - C 5	- CUX-DTM A group of segments specifying the currencies and related dates/periods valid for the whole order change. Currency data may be omitted in national applications but will be required for international transactions.
CUX - M 1	- Currencies This segment is used to specify currency information for the complete purchase order change message.
DTM - C 5	- Date/time/period This segment is used to specify dates related to the previous CUX segment.
SG9 - C 10	- PAT-DTM-PCD-SG10 A group of segments specifying the terms of payment applicable for the whole order change.
PAT - M 1	- Payment terms basis This segment is used to request special payment terms (by the issuer of the order change) applicable only for the currently referenced order.
DTM - C 5	- Date/time/period This segment is used to specify any dates associated with the payment terms.
PCD - C 1	- Percentage details This segment is used to specify percentages related to the current payment terms.

4. Segments Description

SG10 - C 9999	- MOA	A group of segments identifying related monetary amounts at the header level.
MOA - M 1	- Monetary amount	This segment is used to specify monetary values related to the current payment terms
SG11 - C 10	- TDT-SG12	A group of segments identifying the mode and means of transport, location and relevant dates and times for transportation, relating to the whole order change.
TDT - M 1	- Details of transport	This segment is used in the Purchase Order Change Request to provide a change or correction to the transportation information provided in a previous Purchase Order or Purchase Order Response.
SG12 - C 10	- LOC-DTM	A group of segments giving the location and date/time/period information relative to the transportation.
LOC - M 1	- Place/location identification	This segment is used to specify any locations related to the TDT segment .
DTM - C 5	- Date/time/period	This segment is used to provide dates related to the transport details specified in the TDT segment.
SG13 - C 5	- TOD-LOC	A group of segments indicating the terms of delivery for the whole order change.
TOD - M 1	- Terms of delivery or transport	This segment is used in the Purchase Order Change Request to provide a change or correction to the terms of delivery information provided in a previous Purchase Order or Purchase Order Response.
LOC - C 2	- Place/location identification	This segment is used to identify any locations related to the terms of delivery.
SG14 - C 99	- PAC-SG15	A group of segments identifying the packaging, and marks and numbers for goods referenced by the whole order change.
PAC - M 1	- Package	This segment is used to specify the number and type of packages for the whole message.
SG15 - C 5	- PCI-RFF-DTM-GIN	A group of segments specifying the markings and labels on individual physical units.
PCI - M 1	- Package identification	This segment is used to provide markings and labels information relevant to the packaging unit and level identified in the PAC segment.
RFF - C 1	- Reference	This segment is used to specify any references which relate to the package identification, e.g., master label number.
DTM - C 5	- Date/time/period	This segment is used to specify dates relating to the current segment group.
GIN - C 10	- Goods identity number	This segment is used to provide identification numbers relevant to the packaging unit and level identified in the PAC segment.

4. Segments Description

SG16 - C 10	- EQD A group of segments providing information relating to equipment identification and ownership, relating to the whole order change.
EQD - M 1	- Equipment details This segment is used to provide information on equipment which will be used in the despatch of the products ordered.
SG20 - C 99	- ALC-ALI-DTM-SG21-SG22-SG23-SG24-SG25 A group of segments specifying allowances and charges for the whole order change.
ALC - M 1	- Allowance or charge This segment is used to specify any allowances or charges related to the complete order change. If allowances and charges are applicable for individual line items they must be indicated using separate repeats of segment group 43.
ALI - C 5	- Additional information This segment is used to indicate any special conditions related to the allowances and/or charges specified in the ALC segment.
DTM - C 5	- Date/time/period This segment is used to indicate any dates related to the allowances or/charges information specified in the ALC segment.
SG21 - C 1	- QTY-RNG A group of segments specifying the quantity of the allowance or charge with its measure unit specifier. A range to which the allowance or charge applies may be specified, e.g. an allowance of a free quantity of 20 pieces may be specified if the goods quantity ordered is greater than 1000 pieces.
QTY - M 1	- Quantity This segment is used to specify quantity allowance/charge information.
RNG - C 1	- Range details This segment is used to specify ranges which apply to the previous QTY segment.
SG22 - C 1	- PCD-RNG A group of segments specifying the percentage for the allowance or charge, e.g. The allowance/charge amount is calculated as 5% of the goods value or a price reduction of 5% may be specified if the goods quantity ordered is within the range of 5 tons to 10 tons.
PCD - M 1	- Percentage details This segment is used to specify percentage allowance/charge information.
RNG - C 1	- Range details This segment is used to specify ranges which apply to the previous PCD segment.
SG23 - C 2	- MOA-RNG A group of segments specifying a monetary amount for an allowance or charge. A range to which the allowance or charge applies can be specified, e.g. an allowance of 5000 EUR may be specified if goods value ordered is greater than 100000 EUR.
MOA - M 1	- Monetary amount This segment is used to specify monetary amount allowance/charge information.
RNG - C 1	- Range details This segment is used to specify ranges which apply to the previous MOA segment.
SG24 - C 1	- RTE-RNG A group of segments specifying the rate per unit and basis to which the allowance or charge applies, e.g. The allowance/charge amount is 3 EUR per 10 tons.

4. Segments Description

RTE - M 1	- Rate details This segment is used to specify rate allowance/charge information.
RNG - C 1	- Range details This segment is used to specify ranges which apply to the previous RTE segment.
SG25 - C 5	- TAX-MOA A group of segments specifying tax related information for the allowance or charge.
TAX - M 1	- Duty/tax/fee details This segment is used to specify tax information related to the allowance or charge information for the full message.
MOA - C 1	- Monetary amount This segment is used to specify monetary amounts related to the TAX segment.

The Purchase Order Change Request Detail Section

SG27 - C 200000	- LIN-PIA-IMD-MEA-QTY-ALI-DTM-MOA-GIN-QVR-FTX-SG32-SG33-SG34-SG37-SG38-SG39-SG43-SG49 A group of segments providing details of the individual line items. This Segment group may be repeated to give sub-line details.
LIN - M 1	- Line item This segment is used to identify the item being ordered.
PIA - C 25	- Additional product id This segment is used to specify additional or substitutional item identification codes such as a buyers, or sellers item number.
IMD - C 99	- Item description This segment is used to describe the current line item.
MEA - C 99	- Measurements This segment is used to specify the actual physical dimensions of the product being ordered where that product is sold in variable lengths.
QTY - C 99	- Quantity This segment is used to specify the total quantity for the line identified in the LIN segment.
ALI - C 5	- Additional information This segment is used to specify any additional information related to the current line item.
DTM - C 35	- Date/time/period This segment is used to specify the dates (and possibly times) associated with the delivery or collection of the currently identified product.
MOA - C 10	- Monetary amount This segment can be used for two purposes, firstly, when allowances/charges are involved, to indicate net amounts for the line, and secondly, to provide valuation amounts, e.g., customs value.
GIN - C 1000	- Goods identity number This segment is used to indicate individual numbers, or a range of numbers, to be printed on coupons or gift cheques.
QVR - C 1	- Quantity variances This segment is used to indicate quantity variances and reasons for variances between what was ordered originally and what is now required.
FTX - C 99	- Free text This segment is used to specify any special requirements for the current line item.

4. Segments Description

SG32 - C 25	- PRI-CUX-DTM A group of segments identifying the relevant pricing information for the goods or services ordered.
PRI - M 1	- Price details This segment is used to detail price information for the current line item.
CUX - C 1	- Currencies This segment is used to specify currency data related to the previous PRI segment. This segment is only used if the currency is different to that specified in the CUX at heading level.
DTM - C 5	- Date/time/period This segment is used to specify the dates (and possibly times) associated with the price of the currently identified product.
SG33 - C 9999	- RFF-DTM A group of segments giving references and where necessary, their dates, relating to the line item.
RFF - M 1	- Reference This segment is used to identify references associated with the current line item. This information may override what is specified in the heading section when the same qualifier is used.
DTM - C 5	- Date/time/period This segment is used to specify dates and times associated with the previous RFF segment.
SG34 - C 99	- PAC-QTY-SG36 A group of segments identifying the packaging, physical dimensions, and marks and numbers for goods referenced in the line item.
PAC - M 1	- Package This segment is used to specify packaging information related to the current line item.
QTY - C 5	- Quantity This segment is used to specify the total quantity per pack.
SG36 - C 5	- PCI-RFF-DTM-GIN A group of segments specifying the markings and labels on individual physical units.
PCI - M 1	- Package identification This segment is used to detail markings and labels on individual packages or physical units.
RFF - C 1	- Reference This segment is used to provide references associated with the PCI segment.
DTM - C 5	- Date/time/period This segment is used to specify dates and times associated with the current segment group.
GIN - C 10	- Goods identity number This segment is used to indicate numbers which are to be marked on the packages for the current line item.
SG37 - C 9999	- LOC-QTY-DTM A group of segments specifying destination and quantity details for consignments involving multi-destination deliveries.
LOC - M 1	- Place/location identification This segment is used to identify the location of delivery for a split delivery order.

4. Segments Description

QTY - C 1	- Quantity This segment is used to indicate the delivery quantity for the delivery location specified in the previous LOC segment. The total of all quantities specified in segment group 37 for the line, must equal the value for the total quantity detailed in the QTY segment at line level.
DTM - C 5	- Date/time/period This segment is used to indicate the date/time on which the split delivery will take place to the location identified in the LOC segment.
SG38 - C 10	- TAX-MOA A group of segments specifying duty/tax/fee related information.
TAX - M 1	- Duty/tax/fee details This segment is used to identify the type and rate of tax that is applicable for the current line item. This segment is only used if the tax rate at line level differs from the rate specified in the header section.
MOA - C 1	- Monetary amount This segment is used to indicate tax amounts related to the preceding TAX segment.
SG39 - C 999	- NAD-SG42 A group of segments identifying the parties with associated information, relevant to the line item only.
NAD - M 1	- Name and address This segment is used to specify the ultimate (end) customer for the current line item, i.e., the party sending the order will in turn sell the goods to, the party on whose behalf the buyer is acting as an agent.
SG42 - C 5	- CTA-COM A group of segments giving contact details of the specific person or department within the party identified in the NAD segment.
CTA - M 1	- Contact information This segment is used to provide contact and communications information for the ultimate customer identified in the NAD segment.
COM - C 5	- Communication contact This segment is used to identify the communications number and the type of communications used for the person or department identified in the CTA segment.
SG43 - C 99	- ALC-ALI-DTM-SG44-SG45-SG46-SG47-SG48 A group of segments specifying allowances and charges for the line item. Allowances and charges in the heading section of a message are independent from those in the detail section, e.g. ALC at detail level does not override ALC at heading level.
ALC - M 1	- Allowance or charge This segment is used to specify any allowances and charges applicable to the current line item.
ALI - C 5	- Additional information This segment is used to specify any special conditions related to the allowance and/or charge in the ALC segment.
DTM - C 5	- Date/time/period This segment is used to indicate any dates associated with the allowances and/or charges identified in the ALC segment.

4. Segments Description

SG44 - C 1	- QTY-RNG A group of segments specifying the quantity of the allowance or charge with its measure unit specifier. A range to which the allowance or charge applies may be specified, e.g. an allowance of a free quantity of 20 pieces may be specified if the goods quantity ordered is greater than 1000 pieces.
QTY - M 1	- Quantity This segment is used to specify quantity allowance/charge information.
RNG - C 1	- Range details This segment is used to specify ranges which apply to the previous QTY segment.
SG45 - C 1	- PCD-RNG A group of segments specifying the percentage for the allowance or charge, e.g. The allowance/charge amount is calculated as 5% of the goods value or a price reduction of 5% may be specified if the goods quantity ordered is within the range 5 tons to 10 tons.
PCD - M 1	- Percentage details This segment is used to specify percentage allowance/charge information.
RNG - C 1	- Range details This segment is used to specify ranges which apply to the previous PCD segment.
SG46 - C 2	- MOA-RNG A group of segments specifying a monetary amount for an allowance or charge and a range to which the allowance or charge applies, e.g. an allowance of 5000 EUR may be specified if goods value ordered is greater than 100000 EUR.
MOA - M 1	- Monetary amount This segment is used to specify monetary amount allowance/charge information.
RNG - C 1	- Range details This segment is used to specify ranges which apply to the previous MOA segment.
SG47 - C 1	- RTE-RNG A group of segments specifying the rate per unit and basis to which the allowance or charge applies, e.g. The allowance/charge amount is 3 EUR per 10 tons.
RTE - M 1	- Rate details This segment is used to specify rate allowance/charge information.
RNG - C 1	- Range details This segment is used to specify ranges which apply to the previous RTE segment.
SG48 - C 5	- TAX-MOA A group of segments specifying duty/tax/fee related information for the allowance or charge.
TAX - M 1	- Duty/tax/fee details This segment is used to specify any taxes or duties which related to the allowance or charge information for the current line item.
MOA - C 1	- Monetary amount This segment is used to specify monetary amounts related to the previous TAX segment.
SG49 - C 10	- TDT A group of segments identifying the mode and means of transport.
TDT - M 1	- Details of transport This segment is used to specify transport information for the current line item, such as requesting an express transport service. It overrides any transport details specified in the TDT segment at the heading level of the message for this line item only.

4. Segments Description

The Purchase Order Change Request Summary Section

UNS - M 1	- Section control This segment is used to separate the detail and summary sections of the message.
MOA - C 12	- Monetary amount This segment is used to indicate total amounts for the purchase order change.
CNT - C 10	- Control total This segment is used to provide message control totals.
UNT - M 1	- Message trailer This segment is a mandatory UN/EDIFACT segment. It must always be the last segment in the message.
UNZ - M 1	- Interchange trailer This segment is used to provide the trailer of an interchange.

5. Segments Layout

This section describes each segment used in the EANCOM® Purchase order change request message. The original EDIFACT segment layout is listed. The appropriate comments relevant to the EANCOM® subset are indicated.

Notes:

1. The segments are presented in the sequence in which they appear in the message. The segment or segment group tag is followed by the (M)andatory / (C)onditional indicator, the maximum number of occurrences and the segment description.
2. Reading from left to right, in column one, the data element tags and descriptions are shown, followed by in the second column the EDIFACT status (M or C), the field format, and the picture of the data elements. These first pieces of information constitute the original EDIFACT segment layout.

Following the EDIFACT information, EANCOM® specific information is provided in the third, fourth, and fifth columns. In the third column a status indicator for the use of (C)onditional EDIFACT data elements (see 2.1 through 2.3 below), in the fourth column the restricted indicator (see point 3 on the following page), and in the fifth column notes and code values used for specific data elements in the message.

- 2.1 (M)andatory data elements in EDIFACT segments retain their status in EANCOM®.
- 2.2 Additionally, there are five types of status for data elements with a (C)onditional EDIFACT status, whether for simple, component or composite data elements. These are listed below and can be identified when relevant by the following abbreviations:

- REQUIRED	R	Indicates that the entity is required and must be sent.
- ADVISED	A	Indicates that the entity is advised or recommended.
- DEPENDENT	D	Indicates that the entity must be sent in certain conditions, as defined by the relevant explanatory note.
- OPTIONAL	O	Indicates that the entity is optional and may be sent at the discretion of the user.
- NOT USED	N	Indicates that the entity is not used and should be omitted.

- 2.3 If a composite is flagged as **N, NOT USED**, all data elements within that composite will have blank status indicators assigned to them.
3. Status indicators detailed in the fourth column which directly relate to the code values detailed in the fifth **column** may have two values:

- RESTRICTED	*	A data element marked with an asterisk (*) in the fourth column indicates that the listed codes in column five are the only codes available for use with this data element, in this segment, in this message.
- OPEN		All data elements where coded representation of data is possible and a restricted set of code values is not indicated are open (no asterisk in fourth column). The available codes are listed in the EANCOM® Data Elements and Code Sets Directory. Code values may be given as examples or there may be a note on the format or type of code to be used.

4. Different colours are used for the code values in the segment details: restricted codes are in red and open codes in blue.

5. Segments Layout

Segment number: 1

UNA - C 1 - Service string advice				
Function: To define the characters selected for use as delimiters and indicators in the rest of the interchange that follows.				
	EDIFACT	GS1	*	Description
UNA1 Component data element separator	M an1	M	*	Used as a separator between component data elements contained within a composite data element (default value: ":")
UNA2 Data element separator	M an1	M	*	Used to separate two simple or composite data elements (default value: "+")
UNA3 Decimal notation	M an1	M	*	Used to indicate the character used for decimal notation (default value: ".")
UNA4 Release indicator	M an1	M	*	Used to restore any service character to its original specification (value: "?").
UNA5 Reserved for future use	M an1	M	*	(default value: space)
UNA6 Segment terminator	M an1	M	*	Used to indicate the end of segment data (default value: "' '")
<p>Segment Notes:</p> <p>The service string advice shall begin with the upper case characters UNA immediately followed by six characters in the order shown below. The same character shall not be used in more than one position of the UNA.</p> <p>This segment is used to inform the receiver of the interchange that a set of service string characters which are different to the default characters are being used.</p> <p>When using the default set of service characters, the UNA segment need not be sent. If it is sent, it must immediately precede the UNB segment and contain the four service string characters (positions UNA1, UNA2, UNA4 and UNA6) selected by the interchange sender.</p> <p>Regardless of whether or not all of the service string characters are being changed every data element within this segment must be filled, (i.e., if some default values are being used with user defined ones, both the default and user defined values must be specified).</p> <p>When expressing the service string characters in the UNA segment, it is not necessary to include any element separators.</p> <p>The use of the UNA segment is required when using a character set other than level A.</p> <p>UNA:+.? '</p>				

5. Segments Layout

Segment number: 2

UNB - M 1 - Interchange header				
Function: To start, identify and specify an interchange.				
	EDIFACT	GS1	*	Description
S001 SYNTAX IDENTIFIER	M	M		See Part I chapter 5.2.7 and segment notes.
0001 Syntax identifier	M a4	M	*	UNOA = UN/ECE level A UNOB = UN/ECE level B UNOC = UN/ECE level C UNOD = UN/ECE level D UNOE = UN/ECE level E UNOF = UN/ECE level F
0002 Syntax version number	M n1	M	*	3 = Version 3
S002 INTERCHANGE SENDER	M	M		
0004 Sender identification	M an..35	M		GLN (n13)
0007 Partner identification code qualifier	C an..4	R	*	14 = GS1
0008 Address for reverse routing	C an..14	O		
S003 INTERCHANGE RECIPIENT	M	M		
0010 Recipient identification	M an..35	M		GLN (n13)
0007 Partner identification code qualifier	C an..4	R	*	14 = GS1
0014 Routing address	C an..14	O		
S004 DATE/TIME OF PREPARATION	M	M		
0017 Date of preparation	M n6	M		YYMMDD
0019 Time of preparation	M n4	M		HHMM
0020 Interchange control reference	M an..14	M		Unique reference identifying the interchange. Created by the interchange sender.
S005 RECIPIENT'S REFERENCE, PASSWORD	C	O		
0022 Recipient's reference/ password	M an..14	M		
0025 Recipient's reference/ password qualifier	C an2	O		
0026 Application reference	C an..14	O		Message identification if the interchange contains only one type of message.
0029 Processing priority code	C a1	O		A = Highest priority
0031 Acknowledgement request	C n1	O		1 = Requested
0032 Communications agreement ID	C an..35	O	*	EANCOM.....
0035 Test indicator	C n1	O		1 = Interchange is a test
Segment Notes: This segment is used to envelope the interchange, as well as to identify both, the party to whom the interchange is sent and the party who has sent the interchange. The principle of the UNB segment is the same as a physical envelope which covers one or more letters or documents, and which details, both the address where delivery is to take place and the address from where the envelope has come.				

5. Segments Layout

Segment number: 2

S001: The character encoding specified in basic code table of ISO/IEC 646 (7-bit coded character set for information interchange) shall be used for the interchange service string advice (if used) and up to and including the composite data element S001 'Syntax identifier' in the interchange header. The character repertoire used for the characters in an interchange shall be identified from the code value of data element 0001 in S001 'Syntax identifier' in the interchange header. The character repertoire identified does not apply to objects and/or encrypted data.

The default encoding technique for a particular repertoire shall be the encoding technique defined by its associated character set specification.

DE 0001: The recommended (default) character set for use in EANCOM® for international exchanges is character set A (UNOA). Should users wish to use character sets other than A, an agreement on which set to use should be reached on a bilateral basis before communications begin.

DE 0004, 0008, 0010, 0014, 0042 and 0046: Within EANCOM® the use of the Global Location Number (GLN) is recommended for the identification of the interchange sender and recipient.

DE 0008: Identification (e.g. a division) specified by the sender of the interchange, to be included if agreed, by the recipient in response interchanges, to facilitate internal routing.

DE 0042: Sub-level of sender internal identification, when further sub-level identification is required.

DE 0014: The address for routing, provided beforehand by the interchange recipient, is used by the interchange sender to inform the recipient of the internal address, within the latter's systems, to which the interchange should be routed. It is recommended that the GLN be used for this purpose.

DE 0007: Identification (e.g. a division) specified by the recipient of the interchange, to be included if agreed, by the sender in response interchanges, to facilitate internal routing.

DE 0046: Sub-level of recipient internal identification, when further sub-level identification is required.

DE S004: The date and time specified in this composite should be the date and time at which the interchange sender prepared the interchange. This date and time may not necessarily be the same as the date and time of contained messages.

DE 0020: The interchange control reference number is generated by the interchange sender and is used to identify uniquely each interchange. Should the interchange sender wish to re-use interchange control reference numbers, it is recommended that each number be preserved for at least a period of three months before being re-used. In order to guarantee uniqueness, the interchange control reference number should always be linked to the interchange sender's identification (DE 0004).

DE S005: The use of passwords must first be agreed bilaterally by the parties exchanging the interchange.

DE 0026: This data element is used to identify the application, on the interchange recipient's system, to which the interchange is directed. This data element may only be used if the interchange contains only one type of message, (e.g. only invoices). The reference used in this data element is assigned by the interchange sender.

DE 0031: This data element is used to indicate whether an acknowledgement to the interchange is required. The EANCOM® APERAK or CONTRL message should be used to provide acknowledgement of interchange receipt. In addition, the EANCOM® CONTRL message may be used to indicate when an interchange has been rejected due to syntax errors.

DE 0032: This data element is used to identify any underlying agreements which control the exchange of data. Within EANCOM®, the identity of such agreements must start with the letters 'EANCOM', the remaining characters within the data element being filled according to bilateral agreements.

UNB+UNOA:3+5412345678908:14+8798765432106:14+020102:1000+12345555+++++EANCOMREF 52'

5. Segments Layout

Segment number: 3

UNH - M 1 - Message header				
Function: To head, identify and specify a message.				
	EDIFACT	GS1	*	Description
0062 Message reference number	M an..14	M		Senders unique message reference. Sequence number of the messages in the interchange. DE 0062 in the UNT will be exactly the same. Sender generated.
S009 MESSAGE IDENTIFIER	M	M		
0065 Message type	M an..6	M	*	ORDCHG = Purchase order change request message
0052 Message version number	M an..3	M	*	D = Draft version/UN/EDIFACT Directory
0054 Message release number	M an..3	M	*	01B = Release 2001 - B
0051 Controlling agency	M an..2	M	*	UN = UN/CEFACT
0057 Association assigned code	C an..6	R	*	EAN007 = GS1 version control number (GS1 Permanent Code) Indicates that the message is the EANCOM version 007 of the UNSM Purchase Order Change.
0068 Common access reference	C an..35	N		
S010 STATUS OF THE TRANSFER	C	N		
0070 Sequence of transfers	M n..2			
0073 First and last transfer	C a1			
Segment Notes: This segment is used to head, identify and specify a message. DE's 0065, 0052, 0054, and 0051: Indicate that the message is a UNSM Purchase Order Change based on the D.01B directory under the control of the United Nations. Example: UNH+ME000001+ORDCHG:D:01B:UN:EAN007'				

5. Segments Layout

Segment number: 4

BGM - M 1 - Beginning of message				
Function: To indicate the type and function of a message and to transmit the identifying number.				
	EDIFACT	GS1	*	Description
C002 DOCUMENT/MESSAGE NAME	C	R		
1001 Document name code	C an..3	R	*	230 = Purchase order change request The Purchase Order Change Request is transmitted by the buyer in order to change a previous Purchase Order or to respond to seller's Purchase Order Response. All references other than the document number DE 1004 are in the RFF segment.
1131 Code list identification code	C an..17	N		
3055 Code list responsible agency code	C an..3	N		
1000 Document name	C an..35	O		
C106 DOCUMENT/MESSAGE IDENTIFICATION	C	R		
1004 Document identifier	C an..35	R		Order change number assigned by document sender. For global unique identification of documents Global Document Type Identifier (GDTI) is available.
1056 Version identifier	C an..9	N		
1060 Revision identifier	C an..6	O		
1225 Message function code	C an..3	R	*	1 = Cancellation 4 = Change 9 = Original 17 = Cancel, to be reissued 23 = Transaction on hold 27 = Not accepted 29 = Accepted without amendment 31 = Copy 42 = Confirmation via specific means The message function, coded is a critical data element in this segment. It applies to all data indicated in the message. The following definitions apply for the restricted codes: 1 = Cancellation - Code indicating a cancellation of a entire previously transmitted message which number must be reflected in the RFF segment, all mandatory segments must be transmitted and the identification of the parties. 4 = Change - Code indicating that the transmitted message requests specified changes in data in the detail section of the referenced purchase order. Changes to the purchase order can be buyer motivated or can be a confirmation of the seller's purchase order response. Changes are detailed at line item level. 9 = Original - An original transmission of a purchase order change. 31 = Copy - A copy of an order for a third party for information purposes. 42 = Confirmation via other means - A confirmation of

5. Segments Layout

Segment number: 4

	EDIFACT	GS1	*	Description
				a previous order sent by means other than EDI, e.g, FAX.
4343 Response type code	C an..3	D	*	<p>AB = Message acknowledgement AC = Acknowledge - with detail and change AI = Acknowledge only changes NA = No acknowledgement needed</p> <p>This DE is used if the buyer wishes to explicitly indicate whether an acknowledgement is required or not.</p>

Segment Notes:

This segment is used to indicate the type and function of the message and to transmit the identifying number.

Example:

BGM+230+ORCH5125+4'

5. Segments Layout

Segment number: 5

DTM - M 35 - Date/time/period				
Function: To specify date, and/or time, or period.				
	EDIFACT	GS1	*	Description
C507 DATE/TIME/PERIOD	M	M		
2005 Date or time or period function code qualifier	M an..3	M	*	2 = Delivery date/time, requested 11 = Despatch date and/or time 37 = Ship not before date/time 38 = Ship not later than date/time 61 = Cancel if not delivered by this date 63 = Delivery date/time, latest 64 = Delivery date/time, earliest 69 = Delivery date/time, promised for 137 = Document/message date/time 200 = Pick-up/collection date/time of cargo 263 = Invoicing period 383 = Cancel if not shipped by this date X14 = Requested for delivery week commencing (GS1 Temporary Code)
2380 Date or time or period value	C an..35	R		
2379 Date or time or period format code	C an..3	R		102 = CCYYMMDD 203 = CCYYMMDDHHMM 718 = CCYYMMDD-CCYYMMDD
Segment Notes: This segment is used to specify the date of the order change request or to provide a change or clarification to the delivery or pick-up date/time instructions provided in a previous purchase order or purchase order response. DE 2005: Identification of the 'Document/message date/time' (code value 137) is mandatory in an EANCOM message. Example: DTM+137:20020830:102'				

5. Segments Layout

Segment number: 6

PAI - C 1 - Payment instructions				
Function: To specify the instructions for payment.				
	EDIFACT	GS1	*	Description
C534 PAYMENT INSTRUCTION DETAILS	M	M		
4439 Payment conditions code	C an..3	O		1 = Direct payment OA = Open account (GS1 Temporary Code)
4431 Payment guarantee means code	C an..3	O		20 = Goods as security
4461 Payment means code	C an..3	O		42 = Payment to bank account 60 = Promissory note 70 = Bill drawn by the creditor on the debtor
1131 Code list identification code	C an..17	O		
3055 Code list responsible agency code	C an..3	D		
4435 Payment channel code	C an..3	O		1 = Ordinary post
Segment Notes: This segment is used to indicate payment instructions which may be used or imposed by the party issuing the order. Example: PAI+::42'				

5. Segments Layout

Segment number: 7

ALI - C 5 - Additional information				
Function: To indicate that special conditions due to the origin, customs preference, fiscal or commercial factors are applicable.				
	EDIFACT	GS1	*	Description
3239 Country of origin name code	C an..3	O		Use ISO 3166 2 alpha code
9213 Duty regime type code	C an..3	O		1 = Origin subject to EC/EFTA preference 2 = Origin subject to other preference agreement 3 = No preference origin
4183 Special condition code	C an..3	O		6 = Subject to bonus 8 = Subject to discount 9 = Freely available in EU
4183 Special condition code	C an..3	O		
4183 Special condition code	C an..3	O		
4183 Special condition code	C an..3	O		
4183 Special condition code	C an..3	O		
Segment Notes: This segment is used to identify the country of origin for all products detailed in the message. Example: ALI++3'				

5. Segments Layout

Segment number: 8

FTX - C 99 - Free text				
Function: To provide free form or coded text information.				
	EDIFACT	GS1	*	Description
4451 Text subject code qualifier	M an..3	M		PUR = Purchasing information ZZZ = Mutually defined
4453 Free text function code	C an..3	O	*	1 = Text for subsequent use 3 = Text for immediate use
C107 TEXT REFERENCE	C	D		References to a standard text. This composite is only used when trading partners have agreed to use mutually defined code values.
4441 Free text value code	M an..17	M		001 = ...standard text...
1131 Code list identification code	C an..17	O		
3055 Code list responsible agency code	C an..3	D		91 = Assigned by supplier or supplier's agent 92 = Assigned by buyer or buyer's agent
C108 TEXT LITERAL	C	D		This composite is only used if coded text can not be used.
4440 Free text value	M an..512	M		
4440 Free text value	C an..512	O		
4440 Free text value	C an..512	O		
4440 Free text value	C an..512	O		
4440 Free text value	C an..512	O		
3453 Language name code	C an..3	D		ISO 639 two alpha code This data element is only used when non coded free text has been provided in data element C108.
4447 Free text format code	C an..3	N		
<p>Segment Notes:</p> <p>This segment is used to provide free form or coded text information for the entire purchase order change message.</p> <p>Use of this segment in free form is not recommended since it may inhibit automatic processing of the Order Change Request. Coded references to standard texts is an available functionality which enables automatic processing and reduces transmission and processing overheads. Standard texts should be mutually defined among trading partners and can be used to cover legal and other requirements.</p> <p>Example: FTX+ZZZ+1+001::91'</p>				

5. Segments Layout

Segment number: 9

SG1 - C 9999 - RFF-DTM				
RFF - M 1 - Reference				
Function: To specify a reference.				
	EDIFACT	GS1	*	Description
C506 REFERENCE	M	M		
1153 Reference code qualifier	M an..3	M		AE = Authorization for expense (AFE) number AKO = Action authorization number ANJ = Authorization number BO = Blanket order number CR = Customer reference number CT = Contract number IA = Internal vendor number IP = Import licence number IT = Internal customer number ON = Order number (buyer) PD = Promotion deal number PL = Price list number POR = Purchase order response number PP = Purchase order change number PW = Prior purchase order number TL = Tax exemption licence number UC = Ultimate customer's reference number VN = Order number (supplier)
1154 Reference identifier	C an..70	R		
1156 Document line identifier	C an..6	N		
4000 Reference version identifier	C an..35	N		
1060 Revision identifier	C an..6	N		
Segment Notes: This segment is used to provide any references applicable to the complete purchase order change message. This segment should be provided at least once per purchase order change request message in order to identify the purchase order message being changed. Additionally, further reference can be provided as corrections or clarifications to a previously sent Purchase Order or Purchase Order Response. References should normally be given at this point if they apply to all or a majority of the line items. Example: RFF+ON:42641A' RFF+POR:47831'				

5. Segments Layout

Segment number: 11

SG3	- C	99 - NAD-LOC-FII-SG4-SG6			
NAD	- M	1 - Name and address			
Function: To specify the name/address and their related function, either by C082 only and/or unstructured by C058 or structured by C080 thru 3207.					
	EDIFACT	GS1	*	Description	
3035	Party function code qualifier	M an..3	M		BY = Buyer CO = Corporate office DP = Delivery party IV = Invoicee SN = Store number SR = Supplier's agent/representative SU = Supplier WH = Warehouse keeper
C082	PARTY IDENTIFICATION DETAILS	C	A		
3039	Party identifier	M an..35	M		GLN - Format n13
1131	Code list identification code	C an..17	N		
3055	Code list responsible agency code	C an..3	R	*	9 = GS1
C058	NAME AND ADDRESS	C	O		This composite may only be used to fulfill the requirements of directive 2003/58/EC, article 4.
3124	Name and address description	M an..35	M		
3124	Name and address description	C an..35	O		
3124	Name and address description	C an..35	O		
3124	Name and address description	C an..35	O		
3124	Name and address description	C an..35	O		
C080	PARTY NAME	C	D		
3036	Party name	M an..35	M		Party Name in clear text.
3036	Party name	C an..35	O		
3036	Party name	C an..35	O		
3036	Party name	C an..35	O		
3036	Party name	C an..35	O		
3045	Party name format code	C an..3	O		
C059	STREET	C	D		
3042	Street and number or post office box identifier	M an..35	M		Building Name/Number and Street
3042	Street and number or post office box identifier	C an..35	O		Name and/or P.O. Box.
3042	Street and number or post office box identifier	C an..35	O		
3042	Street and number or post office box identifier	C an..35	O		
3164	City name	C an..35	D		City/Town name, clear text
C819	COUNTRY SUB-ENTITY DETAILS	C	D		

5. Segments Layout

Segment number: 11

	EDIFACT	GS1	*	Description
3229 Country sub-entity name code	C an..9	O		
1131 Code list identification code	C an..17	O		
3055 Code list responsible agency code	C an..3	O		
3228 Country sub-entity name	C an..70	O		County/State, clear text.
3251 Postal identification code	C an..17	D		Postal Code
3207 Country name code	C an..3	D		ISO 3166 two alpha code

Segment Notes:

This segment is used to identify the trading partners involved in the Purchase Order Change Request. Identification of the buyer and supplier of goods and services is mandatory using DE's 3035 and C082. Additional parties can be identified as a clarification or correction to a previously sent Purchase Order or Purchase Order Change Request.

The delivery address given in NAD at header level is the main delivery address for all line items. It can however be overridden at line level by the use of Segment Group 37 LOC/PTY/DTM to indicate split deliveries.

Example:

NAD+BY+5412345000013::9'

NAD+SU+4012345500009::9'

NAD+DP+5412345000297::9'

Dependency Notes:

The following composites and data elements are only used when a coded name and address can not be used.

The affected composites and data elements are as follows:

C080 - C059 - 3164 - C819 - 3251 - 3207

5. Segments Layout

Segment number: 12

SG3	- C	99 - NAD-LOC-FII-SG4-SG6
LOC	- C	99 - Place/location identification

Function:
To identify a place or a location and/or related locations.

		EDIFACT	GS1	*	Description
3227	Location function code qualifier	M an..3	M	*	7 = Place of delivery
C517	LOCATION IDENTIFICATION	C	A		
3225	Location name code	C an..25	A		GLN - Format n13
1131	Code list identification code	C an..17	N		
3055	Code list responsible agency code	C an..3	O		9 = GS1 DE 3055 must be used if DE 3225 is used and does not contain an UN/LOCODE.
3224	Location name	C an..256	O		
C519	RELATED LOCATION ONE IDENTIFICATION	C	N		
3223	First related location name code	C an..25			
1131	Code list identification code	C an..17			
3055	Code list responsible agency code	C an..3			
3222	First related location name	C an..70			
C553	RELATED LOCATION TWO IDENTIFICATION	C	N		
3233	Second related location name code	C an..25			
1131	Code list identification code	C an..17			
3055	Code list responsible agency code	C an..3			
3232	Second related location name	C an..70			
5479	Relation code	C an..3	N		

Segment Notes:

This segment is used to indicate more precise locations related to the party identified in the NAD segment. It is recommended that Global Location Numbers GLN - Format n13 - be used for the identification of all locations.

Example:
LOC+7+5412345678908::9'

5. Segments Layout

Segment number: 13

SG3	- C	99 - NAD-LOC-FII-SG4-SG6
FII	- C	5 - Financial institution information
Function:		
To identify an account and a related financial institution.		
	EDIFACT	GS1 * Description
3035 Party function code qualifier	M an..3	M BF = Beneficiary's bank
C078 ACCOUNT HOLDER IDENTIFICATION	C	R
3194 Account holder identifier	C an..35	R
3192 Account holder name	C an..35	O
3192 Account holder name	C an..35	O
6345 Currency identification code	C an..3	O
C088 INSTITUTION IDENTIFICATION	C	O
3433 Institution name code	C an..11	A
1131 Code list identification code	C an..17	O 25 = Bank identification
3055 Code list responsible agency code	C an..3	D 5 = ISO (International Organization for Standardization)
3434 Institution branch identifier	C an..17	O
1131 Code list identification code	C an..17	O
3055 Code list responsible agency code	C an..3	D
3432 Institution name	C an..70	O
3436 Institution branch location name	C an..70	O
3207 Country name code	C an..3	O
Segment Notes:		
This segment is used to identify financial institution information related to the party identified in the NAD segment.		
Example:		
FII+BF+22065712+KREDBEBB:25:5'		

5. Segments Layout

Segment number: 14

SG3	- C	99 - NAD-LOC-FII-SG4-SG6			
SG4	- C	99 - RFF			
RFF	- M	1 - Reference			
Function: To specify a reference.					
	EDIFACT	GS1	*	Description	
C506	REFERENCE	M	M		
1153	Reference code qualifier	M an..3	M	*	AMT = Goods and Services Tax identification number FC = Fiscal number GN = Government reference number IA = Internal vendor number IT = Internal customer number TL = Tax exemption licence number VA = VAT registration number YC1 = Additional party identification (GS1 Temporary Code)
1154	Reference identifier	C an..70	R		
1156	Document line identifier	C an..6	N		
4000	Reference version identifier	C an..35	N		
1060	Revision identifier	C an..6	N		
Segment Notes: This segment is used to identify references related to for the party specified in the previous NAD segment. Example: RFF+VA:87765432'					

5. Segments Layout

Segment number: 15

SG3	- C	99 - NAD-LOC-FII-SG4-SG6
SG6	- C	5 - CTA-COM
CTA	- M	1 - Contact information
Function:		
To identify a person or a department to whom communication should be directed.		
	EDIFACT	GS1 * Description
3139 Contact function code	C an..3	R OC = Order contact PD = Purchasing contact SR = Sales representative or department
C056 DEPARTMENT OR EMPLOYEE DETAILS	C	O
3413 Department or employee name code	C an..17	O
3412 Department or employee name	C an..35	O
Segment Notes:		
This segment is used to identify contact details for the party specified in the NAD segment. The Global Location Number GLN - Format n13 - is particularly suitable for this purpose.		
Example: CTA+OC+:P FORGET'		

5. Segments Layout

Segment number: 16

SG3	- C	99 - NAD-LOC-FII-SG4-SG6
SG6	- C	5 - CTA-COM
COM	- C	5 - Communication contact
Function:		
To identify a communication number of a department or a person to whom communication should be directed.		
	EDIFACT	GS1 * Description
C076 COMMUNICATION CONTACT	M	M
3148 Communication address identifier	Man..512	M
3155 Communication address code qualifier	Man..3	M
AO = Uniform Resource Location (URL) EM = Electronic mail TE = Telephone		
Segment Notes:		
This segment identifies the communications number, and type of communications, for the person or department identified in the preceding CTA segment.		
Example:		
COM+003222271020:TE'		

5. Segments Layout

Segment number: 17

SG7 - C 5 - TAX-MOA				
TAX - M 1 - Duty/tax/fee details				
Function:				
To specify relevant duty/tax/fee information.				
	EDIFACT	GS1	*	Description
5283 Duty or tax or fee function code qualifier	M an..3	M		5 = Customs duty 7 = Tax
C241 DUTY/TAX/FEE TYPE	C	D		
5153 Duty or tax or fee type name code	C an..3	O		GST = Goods and services tax VAT = Value added tax
1131 Code list identification code	C an..17	O		
3055 Code list responsible agency code	C an..3	D		
5152 Duty or tax or fee type name	C an..35	O		
C533 DUTY/TAX/FEE ACCOUNT DETAIL	C	O		
5289 Duty or tax or fee account code	M an..6	M		
1131 Code list identification code	C an..17	O		
3055 Code list responsible agency code	C an..3	D		
5286 Duty or tax or fee assessment basis value	C an..15	O		
C243 DUTY/TAX/FEE DETAIL	C	A		
5279 Duty or tax or fee rate code	C an..7	O		
1131 Code list identification code	C an..17	O		
3055 Code list responsible agency code	C an..3	D		
5278 Duty or tax or fee rate	C an..17	R		The actual rate of tax/duty.
5273 Duty or tax or fee rate basis code	C an..12	O		
1131 Code list identification code	C an..17	O		
3055 Code list responsible agency code	C an..3	D		
5305 Duty or tax or fee category code	C an..3	D		A = Mixed tax rate E = Exempt from tax S = Standard rate
3446 Party tax identifier	C an..20	O		
1227 Calculation sequence code	C an..3	N		
Segment Notes:				
This segment is used in the Purchase Order Change Request to provide a correction or clarification to previously sent tax information.				
Example: TAX+7+VAT+++:::21+S'				
Dependency Notes:				

5. Segments Layout

Segment number: 17

DE C241 and 5305: Tax types and categories will vary from country to country. They should be defined by national guidelines.
--

5. Segments Layout

Segment number: 18

SG7 - C 5 - TAX-MOA				
MOA - C 1 - Monetary amount				
Function: To specify a monetary amount.				
	EDIFACT	GS1	*	Description
C516 MONETARY AMOUNT	M	M		
5025 Monetary amount type code qualifier	M an..3	M		124 = Tax amount 125 = Taxable amount
5004 Monetary amount	C n..35	R		
6345 Currency identification code	C an..3	N		
6343 Currency type code qualifier	C an..3	N		
4405 Status description code	C an..3	N		
Segment Notes: This segment is used to indicate tax amounts for the preceding TAX segment. Example: MOA+124:154.54'				

5. Segments Layout

Segment number: 19

SG8	- C	5 - CUX-DTM			
CUX	- M	1 - Currencies			
Function:					
To specify currencies used in the transaction and relevant details for the rate of exchange.					
	EDIFACT	GS1	*	Description	
C504	CURRENCY DETAILS	C	R		
6347	Currency usage code qualifier	M an..3	M	*	2 = Reference currency
6345	Currency identification code	C an..3	R		ISO 4217 three alpha
6343	Currency type code qualifier	C an..3	R	*	4 = Invoicing currency 9 = Order currency 10 = Pricing currency 11 = Payment currency 12 = Quotation currency
6348	Currency rate value	C n..4	N		
C504	CURRENCY DETAILS	C	D		The second occurrence of this composite is only used if a target currency is being specified.
6347	Currency usage code qualifier	M an..3	M	*	3 = Target currency
6345	Currency identification code	C an..3	R		ISO 4217 three alpha
6343	Currency type code qualifier	C an..3	R	*	4 = Invoicing currency 9 = Order currency 10 = Pricing currency 11 = Payment currency 12 = Quotation currency
6348	Currency rate value	C n..4	O		
5402	Currency exchange rate	C n..12	D		The rate of exchange is only used if a target currency has been identified in the second occurrence of C504.
6341	Exchange rate currency market identifier	C an..3	N		
Segment Notes:					
This segment is used to specify currency information for the complete purchase order change message.					
The CUX segment is mandatory for international exchanges.					
This segment is not usually sent in the Purchase Order Change Request unless it provides a correction or clarification to the currency information provided in a previous Purchase Order or Purchase Order Response.					
When specifying Reference and Target Currencies for international trade, one occurrence of CUX is all that is required. The reference currency is identified in the first occurrence of composite C504, with the target currency specified in the second occurrence of C504. The rate of exchange between the two is detailed in DE 5402.					
The general rule for calculating the rate of exchange is as follows :					
Reference Currency multiplied by Rate = Target Currency.					
Example:					
CUX+2:EUR:9'					
CUX+2:EUR:9+3:USD:4+0.90243'					

5. Segments Layout

Segment number: 21

SG9	- C	10 - PAT-DTM-PCD-SG10
PAT	- M	1 - Payment terms basis
Function: To specify the payment terms basis.		
Notes: 1. This segment will be removed effective with directory D.02B.		
	EDIFACT	GS1 * Description
4279 Payment terms type code qualifier	M an..3	M 1 = Basic 2 = End of month 3 = Fixed date 4 = Deferred 5 = Discount not applicable 6 = Mixed 7 = Extended 8 = Basic discount offered 9 = Proximo 10 = Instant 11 = Elective 12 = 10 days after end of month 18 = Previously agreed upon 20 = Penalty terms 22 = Discount
C110 PAYMENT TERMS	C	O
4277 Payment terms description identifier	M an..17	M 1 = Draft(s) drawn on issuing bank 2 = Draft(s) drawn on advising bank 3 = Draft(s) drawn on reimbursing bank 4 = Draft(s) drawn on applicant 5 = Draft(s) drawn on any other drawee 6 = No drafts
1131 Code list identification code	C an..17	O
3055 Code list responsible agency code	C an..3	D 91 = Assigned by supplier or supplier's agent 92 = Assigned by buyer or buyer's agent ZZZ = Mutually defined
4276 Payment terms description	C an..35	O
4276 Payment terms description	C an..35	O
C112 TERMS/TIME INFORMATION	C	O
2475 Time reference code	M an..3	M 5 = Date of invoice 66 = Specified date 69 = Invoice transmission date 81 = Date of shipment as evidenced by the transport document(s)
2009 Terms time relation code	C an..3	O 3 = After reference
2151 Period type code	C an..3	O D = Day M = Month WD = Working days Y = Year
2152 Period count quantity	C n..3	O Number of periods for payment.
Segment Notes: This segment is used to request special payment terms (by the issuer of the order change) applicable only for the currently referenced order.		

5. Segments Layout

Segment number: 21

Example:

PAT+22++5:3:D:20'

This example indicates discount payment terms with payment due 20 days after the reference date which in this case is the invoice date.

5. Segments Layout

Segment number: 22

SG9	- C	10 - PAT-DTM-PCD-SG10
DTM	- C	5 - Date/time/period

Function:

To specify date, and/or time, or period.

		EDIFACT	GS1	*	Description
C507	DATE/TIME/PERIOD	M	M		
2005	Date or time or period function code qualifier	M an..3	M	*	7 = Effective date/time 12 = Terms discount due date/time 13 = Terms net due date 209 = Value date 531 = Payment period
2380	Date or time or period value	C an..35	R		
2379	Date or time or period format code	C an..3	R		102 = CCYYMMDD 718 = CCYYMMDD-CCYYMMDD

Segment Notes:

This segment is used to specify any dates associated with the payment terms.

Example:

DTM+13:20020331:102'

Net due date for payment is the 31st of March 2002.

5. Segments Layout

Segment number: 23

SG9 - C 10 - PAT-DTM-PCD-SG10				
PCD - C 1 - Percentage details				
Function: To specify percentage information.				
	EDIFACT	GS1	*	Description
C501 PERCENTAGE DETAILS	M	M		
5245 Percentage type code qualifier	M an..3	M		12 = Discount 15 = Penalty percentage 16 = Interest percentage
5482 Percentage	C n..10	R		
5249 Percentage basis identification code	C an..3	O		1 = Per unit 13 = Invoice value
1131 Code list identification code	C an..17	O		
3055 Code list responsible agency code	C an..3	D		
4405 Status description code	C an..3	N		
Segment Notes: This segment is used to specify percentages related to the current payment terms. Example: PCD+15:2.5:13'				

5. Segments Layout

Segment number: 24

SG9

- C

10 - PAT-DTM-PCD-SG10

SG10

- C

9999 - MOA

MOA

- M

1 - Monetary amount

Function:

To specify a monetary amount.

	EDIFACT	GS1	*	Description
C516 MONETARY AMOUNT	M	M		
5025 Monetary amount type code qualifier	M an..3	M		<div>21 = Cash discount</div> <div>23 = Charge amount</div> <div>178 = Exact amount</div>
5004 Monetary amount	C n..35	R		Actual value being charged/discounted.
6345 Currency identification code	C an..3	N		
6343 Currency type code qualifier	C an..3	N		
4405 Status description code	C an..3	N		

Segment Notes:

This segment is used to specify monetary values related to the current payment terms

Example:

MOA+21:100'

5. Segments Layout

Segment number: 25

SG11	- C	10 - TDT-SG12
TDT	- M	1 - Details of transport
Function:		
To specify the transport details such as mode of transport, means of transport, its conveyance reference number and the identification of the means of transport.		
	EDIFACT	GS1 * Description
8051 Transport stage code qualifier	M an..3	M 20 = Main-carriage transport
8028 Means of transport journey identifier	C an..17	O Reference Number covering the transport.
C220 MODE OF TRANSPORT	C	A
8067 Transport mode name code	C an..3	R
8066 Transport mode name	C an..17	N
C228 TRANSPORT MEANS	C	O
8179 Transport means description code	C an..8	D 23 = Rail bulk car 31 = Truck Data Elements 8179 and 8178 are only used when the type of transport must be specifically identified, that is, a generic description such as road transport is unsuitable.
8178 Transport means description	C an..17	D Data Elements 8179 and 8178 are only used when the type of transport must be specifically identified, that is, a generic description such as road transport is unsuitable.
C040 CARRIER	C	O
3127 Carrier identifier	C an..17	A Global Location Number GLN - Format n13
1131 Code list identification code	C an..17	O
3055 Code list responsible agency code	C an..3	D 9 = GS1
3128 Carrier name	C an..35	O
8101 Transit direction indicator code	C an..3	O BS = Buyer to supplier SB = Supplier to buyer
C401 EXCESS TRANSPORTATION INFORMATION	C	N
8457 Excess transportation reason code	M an..3	
8459 Excess transportation responsibility code	M an..3	
7130 Customer shipment authorisation identifier	C an..17	
C222 TRANSPORT IDENTIFICATION	C	O
8213 Transport means identification name identifier	C an..9	O
1131 Code list identification code	C an..17	O
3055 Code list responsible agency code	C an..3	D DE 3055 must be used if DE 8213 is used.
8212 Transport means identification	C an..35	R Vehicle license plate/Aircraft number.

5. Segments Layout

Segment number: 25

	EDIFACT	GS1	*	Description
name				
8453 Transport means nationality code	C an..3	O		ISO 3166 two alpha code
8281 Transport means ownership indicator code	C an..3	N		

Segment Notes:

This segment is used in the Purchase Order Change Request to provide a change or correction to the transportation information provided in a previous Purchase Order or Purchase Order Response. The TDT segment can be used to specify transport instructions for the whole Purchase Order Change Request, such as requesting an express transport service.

Example:

TDT+20++30+31'

5. Segments Layout

Segment number: 26

SG11	- C	10 - TDT-SG12
SG12	- C	10 - LOC-DTM
LOC	- M	1 - Place/location identification

Function:

To identify a place or a location and/or related locations.

		EDIFACT	GS1	*	Description
3227	Location function code qualifier	M an..3	M		11 = Place/port of discharge 24 = Port of entry
C517	LOCATION IDENTIFICATION	C	A		
3225	Location name code	C an..25	A		For identification of locations it is recommended to use GLN - Format n13.
1131	Code list identification code	C an..17	O		
3055	Code list responsible agency code	C an..3	D		9 = GS1 112 = US, U.S. Census Bureau DE 3055 must be used if DE 3225 is used and does not contain an UN/LOCODE.
3224	Location name	C an..256	O		
C519	RELATED LOCATION ONE IDENTIFICATION	C	N		
3223	First related location name code	C an..25			
1131	Code list identification code	C an..17			
3055	Code list responsible agency code	C an..3			
3222	First related location name	C an..70			
C553	RELATED LOCATION TWO IDENTIFICATION	C	N		
3233	Second related location name code	C an..25			
1131	Code list identification code	C an..17			
3055	Code list responsible agency code	C an..3			
3232	Second related location name	C an..70			
5479	Relation code	C an..3	N		

Segment Notes:

This segment is used to specify any locations related to the TDT segment .

Example:

LOC+24+541234000013::9'

5. Segments Layout

Segment number: 27

SG11	- C	10 - TDT-SG12
SG12	- C	10 - LOC-DTM
DTM	- C	5 - Date/time/period
Function: To specify date, and/or time, or period.		
	EDIFACT	GS1 * Description
C507 DATE/TIME/PERIOD	M	M
2005 Date or time or period function code qualifier	M an..3	M * 189 = Departure date/time, scheduled 232 = Arrival date/time, scheduled
2380 Date or time or period value	C an..35	R
2379 Date or time or period format code	C an..3	R 102 = CCYYMMDD 203 = CCYYMMDDHHMM 718 = CCYYMMDD-CCYYMMDD
Segment Notes: This segment is used to provide dates related to the transport details specified in the TDT segment. Example: DTM+232:20020901:102'		

5. Segments Layout

Segment number: 29

SG13 - C 5 - TOD-LOC				
LOC - C 2 - Place/location identification				
Function:				
To identify a place or a location and/or related locations.				
	EDIFACT	GS1	*	Description
3227 Location function code qualifier	M an..3	M		1 = Place of terms of delivery
C517 LOCATION IDENTIFICATION	C	A		
3225 Location name code	C an..25	A		UN/LOCODES
1131 Code list identification code	C an..17	O		
3055 Code list responsible agency code	C an..3	D		6 = UN/ECE (United Nations - Economic Commission for Europe) DE 3055 must be used if DE 3225 is used and does not contain an UN/LOCODE.
3224 Location name	C an..256	O		
C519 RELATED LOCATION ONE IDENTIFICATION	C	N		
3223 First related location name code	C an..25			
1131 Code list identification code	C an..17			
3055 Code list responsible agency code	C an..3			
3222 First related location name	C an..70			
C553 RELATED LOCATION TWO IDENTIFICATION	C	N		
3233 Second related location name code	C an..25			
1131 Code list identification code	C an..17			
3055 Code list responsible agency code	C an..3			
3232 Second related location name	C an..70			
5479 Relation code	C an..3	N		
Segment Notes:				
This segment is used to identify any locations related to the terms of delivery.				
Example: LOC+1+BE-BRU'				

5. Segments Layout

Segment number: 30

SG14	- C	99 - PAC-SG15		
PAC	- M	1 - Package		
Function:				
To describe the number and type of packages/physical units.				
	EDIFACT	GS1	*	Description
7224	Package quantity	C n..8	O	
C531	PACKAGING DETAILS	C	A	
7075	Packaging level code	C an..3	N	
7233	Packaging related description code	C an..3	O	50 = Package barcoded EAN-13 or EAN-8 51 = Package barcoded ITF-14 52 = Package barcoded UCC or EAN-128
7073	Packaging terms and conditions code	C an..3	O	1 = Packaging cost paid by supplier 2 = Packaging cost paid by recipient 3 = Packaging cost not charged (returnable)
C202	PACKAGE TYPE	C	O	
7065	Package type description code	C an..17	R	
1131	Code list identification code	C an..17	O	
3055	Code list responsible agency code	C an..3	D	9 = GS1 Code 9 in this data element is used only when GS1 codes are used in DE 7065.
7064	Type of packages	C an..35	O	
C402	PACKAGE TYPE IDENTIFICATION	C	N	
7077	Description format code	M an..3		
7064	Type of packages	M an..35		
7143	Item type identification code	C an..3		
7064	Type of packages	C an..35		
7143	Item type identification code	C an..3		
C532	RETURNABLE PACKAGE DETAILS	C	D	Composite C532 is only used where the packaging being described is returnable. This composite identifies who is responsible for payment of its return.
8395	Returnable package freight payment responsibility code	C an..3	O	1 = Paid by customer 2 = Free 3 = Paid by supplier
8393	Returnable package load contents code	C an..3	N	
Segment Notes:				
This segment is used to specify the number and type of packages for the whole message.				
Example:				
PAC+10++CS'				

5. Segments Layout

Segment number: 31

SG14	- C	99 - PAC-SG15
SG15	- C	5 - PCI-RFF-DTM-GIN
PCI	- M	1 - Package identification
Function:		
To specify markings and labels on individual packages or physical units.		
	EDIFACT	GS1 * Description
4233 Marking instructions code	C an..3	R 16 = Buyer's instructions
C210 MARKS & LABELS	C	O
7102 Shipping marks description	M an..35	M
7102 Shipping marks description	C an..35	O
7102 Shipping marks description	C an..35	O
7102 Shipping marks description	C an..35	O
7102 Shipping marks description	C an..35	O
7102 Shipping marks description	C an..35	O
7102 Shipping marks description	C an..35	O
7102 Shipping marks description	C an..35	O
7102 Shipping marks description	C an..35	O
7102 Shipping marks description	C an..35	O
8275 Container or package contents indicator code	C an..3	N
C827 TYPE OF MARKING	C	N
7511 Marking type code	M an..3	
1131 Code list identification code	C an..17	
3055 Code list responsible agency code	C an..3	
Segment Notes:		
This segment is used to provide markings and labels information relevant to the packaging unit and level identified in the PAC segment.		
Example:		
PCI+16'		

5. Segments Layout

Segment number: 33

SG14	- C	99 - PAC-SG15
SG15	- C	5 - PCI-RFF-DTM-GIN
DTM	- C	5 - Date/time/period
Function: To specify date, and/or time, or period.		
	EDIFACT	GS1 * Description
C507 DATE/TIME/PERIOD	M	M
2005 Date or time or period function code qualifier	M an..3	M 171 = Reference date/time
2380 Date or time or period value	C an..35	R
2379 Date or time or period format code	C an..3	R 102 = CCYYMMDD
Segment Notes: This segment is used to specify dates relating to the current segment group. Example: DTM+171:20021101:102'		

5. Segments Layout

Segment number: 34

SG14	- C	99 - PAC-SG15
SG15	- C	5 - PCI-RFF-DTM-GIN
GIN	- C	10 - Goods identity number
Function:		
To give specific identification numbers, either as single numbers or ranges.		
	EDIFACT	GS1 * Description
7405 Object identification code qualifier	M an..3	M BX = Batch number SRV = GS1 Global Trade Item Number (GS1 Temporary Code)
C208 IDENTITY NUMBER RANGE	M	M
7402 Object identifier	M an..35	M
7402 Object identifier	C an..35	O
C208 IDENTITY NUMBER RANGE	C	O
7402 Object identifier	M an..35	M
7402 Object identifier	C an..35	O
C208 IDENTITY NUMBER RANGE	C	O
7402 Object identifier	M an..35	M
7402 Object identifier	C an..35	O
C208 IDENTITY NUMBER RANGE	C	O
7402 Object identifier	M an..35	M
7402 Object identifier	C an..35	O
C208 IDENTITY NUMBER RANGE	C	O
7402 Object identifier	M an..35	M
7402 Object identifier	C an..35	O
Segment Notes:		
This segment is used to provide identification numbers relevant to the packaging unit and level identified in the PAC segment.		
In EANCOM it is recommended to use the Serial Shipping Container Code (SSCC) for unique identification of individual transport packages.		
Example:		
GIN+SRV+354123450000000014:354123450000000106'		

5. Segments Layout

Segment number: 36

SG20		- C	99 - ALC-ALI-DTM-SG21-SG22-SG23-SG24-SG25		
ALC		- M	1 - Allowance or charge		
Function: To identify allowance or charge details.					
		EDIFACT	GS1	*	Description
5463	Allowance or charge code qualifier	M an..3	M		A = Allowance C = Charge N = No allowance or charge
C552	ALLOWANCE/CHARGE INFORMATION	C	O		
1230	Allowance or charge identifier	C an..35	D		If code '69' is used in DE 5189, the agreement number must be specified in DE 1230.
5189	Allowance or charge identification code	C an..3	O		1 = Handling commission 32 = Courier fee 69 = Charge for a customer specific finish
4471	Settlement means code	C an..3	O		3 = Vendor check/cheque to customer 5 = Charge to be paid by vendor 6 = Charge to be paid by customer
1227	Calculation sequence code	C an..3	D		1 = First step of calculation 2 = Second step of calculation etc, etc, etc..... 9 = Ninth step of calculation The calculation sequence indicator is used when multiple allowances and/or charges are applicable. If various allowances and/or charges percentages, quantities, monetary amounts or rates are applicable to the same base price, then the calculation sequence indicator will always equal one. If the various allowances and/or charges are applied against a fluctuating price (constantly because of the application of other allowances and/or charges) then the sequence of calculation is indicated using this data element. If the allowance or charge is not to be applied against a fixed price then the calculation sequence indicator must be included.
C214	SPECIAL SERVICES IDENTIFICATION	C	D		This composite is only used if the buyer knows the type of allowance or charge.
7161	Special service description code	C an..3	O		DDA = Dealer discount/allowance (GS1 Temporary Code) TD = Trade discount
1131	Code list identification code	C an..17	O		
3055	Code list responsible agency code	C an..3	D	*	9 = GS1 This data element is only used if GS1 codes are used in data element 7161.
7160	Special service description	C an..35	O		
7160	Special service description	C an..35	O		

Segment Notes:

This segment is used to specify any allowances or charges related to the complete order change. If allowances and charges are applicable for individual line items they must be indicated using separate repeats of segment group 43.

5. Segments Layout

Segment number: 36

As the calculation price type (data element 5125 PRI segment) used in the purchase order is always a net price, allowances and/or charges specified in the ALC segment are for information purposes only.

Example:

ALC+A+++1'

5. Segments Layout

Segment number: 37

SG20	- C	99 - ALC-ALI-DTM-SG21-SG22-SG23-SG24-SG25
ALI	- C	5 - Additional information

Function:

To indicate that special conditions due to the origin, customs preference, fiscal or commercial factors are applicable.

		EDIFACT	GS1	*	Description
3239	Country of origin name code	C an..3	O		Use ISO 3166 two alpha
9213	Duty regime type code	C an..3	O		1 = Origin subject to EC/EFTA preference 2 = Origin subject to other preference agreement
4183	Special condition code	C an..3	O		6 = Subject to bonus 8 = Subject to discount
4183	Special condition code	C an..3	O		
4183	Special condition code	C an..3	O		
4183	Special condition code	C an..3	O		
4183	Special condition code	C an..3	O		

Segment Notes:

This segment is used to indicate any special conditions related to the allowances and/or charges specified in the ALC segment.

Example:
ALI+++8'

5. Segments Layout

Segment number: 39

SG20	- C	99 - ALC-ALI-DTM-SG21-SG22-SG23-SG24-SG25
SG21	- C	1 - QTY-RNG
QTY	- M	1 - Quantity
Function:		
To specify a pertinent quantity.		
	EDIFACT	GS1 * Description
C186 QUANTITY DETAILS	M	M
6063 Quantity type code qualifier	M an..3	M * 1 = Discrete quantity
6060 Quantity	M an..35	M
6411 Measurement unit code	C an..3	D This data element is only used if the current product is of variable quantity.
Segment Notes:		
This segment is used to specify quantity allowance/charge information.		
Example:		
QTY+1:14'		

5. Segments Layout

Segment number: 41

SG20	- C	99 - ALC-ALI-DTM-SG21-SG22-SG23-SG24-SG25
SG22	- C	1 - PCD-RNG
PCD	- M	1 - Percentage details

Function:
To specify percentage information.

	EDIFACT	GS1	*	Description
C501 PERCENTAGE DETAILS	M	M		
5245 Percentage type code qualifier	M an..3	M		3 = Allowance or charge
5482 Percentage	C n..10	R		
5249 Percentage basis identification code	C an..3	O		
1131 Code list identification code	C an..17	O		
3055 Code list responsible agency code	C an..3	D		
4405 Status description code	C an..3	N		

Segment Notes:
This segment is used to specify percentage allowance/charge information.

Example:
PCD+3:1.25'

5. Segments Layout

Segment number: 43

SG20	- C	99 - ALC-ALI-DTM-SG21-SG22-SG23-SG24-SG25
SG23	- C	2 - MOA-RNG
MOA	- M	1 - Monetary amount

Function:
To specify a monetary amount.

	EDIFACT	GS1	*	Description
C516 MONETARY AMOUNT	M	M		
5025 Monetary amount type code qualifier	M an..3	M		23 = Charge amount 178 = Exact amount 204 = Allowance amount
5004 Monetary amount	C n..35	R		
6345 Currency identification code	C an..3	O		Use ISO 4217 three alpha
6343 Currency type code qualifier	C an..3	O		
4405 Status description code	C an..3	O		

Segment Notes:
This segment is used to specify monetary amount allowance/charge information.

Example:
MOA+23:500'

5. Segments Layout

Segment number: 44

SG20	- C	99 - ALC-ALI-DTM-SG21-SG22-SG23-SG24-SG25
SG23	- C	2 - MOA-RNG
RNG	- C	1 - Range details
Function: To identify a range.		
	EDIFACT	GS1 * Description
6167 Range type code qualifier	M an..3	M 3 = Monetary range
C280 RANGE	C	R
6411 Measurement unit code	M an..3	M
6162 Range minimum value	C n..18	O
6152 Range maximum value	C n..18	O
Segment Notes: This segment is used to specify ranges which apply to the previous MOA segment. Example: RNG+3+KGM:800:1200'		

5. Segments Layout

Segment number: 47

SG20	- C	99 - ALC-ALI-DTM-SG21-SG22-SG23-SG24-SG25			
SG25	- C	5 - TAX-MOA			
TAX	- M	1 - Duty/tax/fee details			
Function:					
To specify relevant duty/tax/fee information.					
		EDIFACT	GS1	*	Description
5283	Duty or tax or fee function code qualifier	M an..3	M		5 = Customs duty 7 = Tax
C241	DUTY/TAX/FEE TYPE	C	D		
5153	Duty or tax or fee type name code	C an..3	O		GST = Goods and services tax VAT = Value added tax
1131	Code list identification code	C an..17	O		
3055	Code list responsible agency code	C an..3	D		
5152	Duty or tax or fee type name	C an..35	O		
C533	DUTY/TAX/FEE ACCOUNT DETAIL	C	O		
5289	Duty or tax or fee account code	M an..6	M		
1131	Code list identification code	C an..17	O		
3055	Code list responsible agency code	C an..3	D		
5286	Duty or tax or fee assessment basis value	C an..15	O		
C243	DUTY/TAX/FEE DETAIL	C	A		
5279	Duty or tax or fee rate code	C an..7	O		
1131	Code list identification code	C an..17	O		
3055	Code list responsible agency code	C an..3	D		
5278	Duty or tax or fee rate	C an..17	O		
5273	Duty or tax or fee rate basis code	C an..12	O		
1131	Code list identification code	C an..17	O		
3055	Code list responsible agency code	C an..3	D		
5305	Duty or tax or fee category code	C an..3	D		A = Mixed tax rate E = Exempt from tax S = Standard rate
3446	Party tax identifier	C an..20	N		
1227	Calculation sequence code	C an..3	N		
Segment Notes:					
This segment is used to specify tax information related to the allowance or charge information for the full message.					
Example:					
TAX+7+VAT++++:17.5+S'					

5. Segments Layout

Segment number: 47

Dependency Notes:

DE C241 and 5305: Tax types and categories will differ from country to country. They are to be defined by national guidelines.

5. Segments Layout

Segment number: 48

SG20	- C	99 - ALC-ALI-DTM-SG21-SG22-SG23-SG24-SG25
SG25	- C	5 - TAX-MOA
MOA	- C	1 - Monetary amount
Function:		
To specify a monetary amount.		
	EDIFACT	GS1 * Description
C516 MONETARY AMOUNT	M	M
5025 Monetary amount type code qualifier	M an..3	M 124 = Tax amount 125 = Taxable amount
5004 Monetary amount	C n..35	R
6345 Currency identification code	C an..3	N
6343 Currency type code qualifier	C an..3	N
4405 Status description code	C an..3	N
Segment Notes:		
This segment is used to specify monetary amounts related to the TAX segment.		
Example:		
MOA+124:48.90'		

5. Segments Layout

Segment number: 49

SG27 - C 200000 - LIN-PIA-IMD-MEA-QTY-ALI-DTM-MOA-GIN-QVR-FTX-SG32-SG33-SG34-SG37-SG38-SG39-SG43-SG49				
LIN - M 1 - Line item				
Function: To identify a line item and configuration.				
	EDIFACT	GS1	*	Description
1082 Line item identifier	C an..6	R		Application generated number of the count of the order change request lines.
1229 Action request/notification description code	C an..3	R		1 = Added 2 = Deleted 3 = Changed 11 = Not amended Action Request, coded, is the critical DE in this segment. The following code value definitions apply: 1 = Addition : The buyer indicates the line item is to be added to the Purchase Order as a new or additional item. All required data must be transmitted. 2 = Deleted : The buyer indicates the line item is to be deleted from the referenced Purchase Order. No other data for the line item needs to be transmitted. 3 = Changed : The buyer indicates that the line item is to be changed. The data transmitted in the LIN segment, and segments below LIN, replaces the previously held information for the order line. 11 = Not Amended : The buyer indicates that the line has not being changed and is being sent for information purposes only.
C212 ITEM NUMBER IDENTIFICATION	C	D		This composite will only be used for the identification of GS1 codes. If another coding structure is being used, e.g. HIBC, this composite will not be used and the code will be detailed in the PIA segment.
7140 Item identifier	C an..35	R		Format n..14 GTIN - this is the number of the article being changed.
7143 Item type identification code	C an..3	R	*	SRV = GS1 Global Trade Item Number
1131 Code list identification code	C an..17	N		
3055 Code list responsible agency code	C an..3	N		
C829 SUB-LINE INFORMATION	C	D		
5495 Sub-line indicator code	C an..3	R	*	1 = Sub-line information
1082 Line item identifier	C an..6	R		
1222 Configuration level number	C n..2	N		
7083 Configuration operation code	C an..3	N		
Segment Notes: This segment is used to identify the item being ordered. If Global Trade Item Numbers are available it is mandatory to use GTIN within the LIN segment. The detail section of the Purchase Order Change Request is formed by a repeating group of segments, always starting with the LIN segment. Note on DE 1082: Numbering rule: In Part I, section 4.10 there is the recommendation "Within EANCOM® it is recommended that				

5. Segments Layout

Segment number: 49

the line numbers used in the first occurrence of data element 1082 in the LIN segment be sequential, starting at 1 for each new message.”

Note on DE 7140:

Only the following significant digits are possible:

- 8 digits for GTIN 8 codes
- 12 digits for GTIN 12 codes
- 13 digits for GTIN 13 codes
- 14 digits for GTIN 14 codes

Dependency Note:

C829 is only used when sub-lines are required.

FOR A COMPLETE DESCRIPTION ON THE USAGE OF SUB-LINES PLEASE REFER TO PART I, SECTION 4.10.

Example:

LIN+1+2+5412345111115:SRV'

5. Segments Layout

Segment number: 50

SG27 - C 200000 - LIN-PIA-IMD-MEA-QTY-ALI-DTM-MOA-GIN-QVR-FTX-SG32-SG33-SG34-SG37-SG38-SG39-SG43-SG49				
PIA - C 25 - Additional product id				
Function: To specify additional or substitutional item identification codes.				
	EDIFACT	GS1	*	Description
4347 Product identifier code qualifier	M an..3	M	*	<p>1 = Additional identification 4 = Substituted for 5 = Product identification X1 = No substitution accepted (GS1 Temporary Code)</p> <p>Product Id function coded has the following restricted coded functions: 1 - Additional Identification - To provide an additional identity for the product identified in the LIN segment. The additional identification can consist of : A supplemental identification which provides more information complementary to the main GTIN provided in the LIN segment, e.g., a batch number, promotional variant number, product group number, etc. An alternative identification which may be used instead of the main GTIN provided in the LIN segment, e.g., a buyers or sellers article number, an HIBC code, etc. 4 - Substituted for - To provide the number of a product which has been substituted for the product identified by the number provided in the LIN segment. In the Purchase Order Change Request this function code may be used to inform trading partners of the trade item number of the product originally ordered which has been substituted for another product identified in the LIN segment. 5 - Product Identification - To provide the primary product identification code when no GTIN has been provided in the LIN segment. X1 - No Substitution Accepted - The buyer will not accept any other product code than the one specified in the LIN segment. The code specified in the LIN segment is repeated in the PIA segment to confirm the only code acceptable.</p>
C212 ITEM NUMBER IDENTIFICATION	M	M		
7140 Item identifier	C an..35	R		
7143 Item type identification code	C an..3	R		<p>AC = HIBC (Health Industry Bar Code) CG = Commodity grouping IB = ISBN (International Standard Book Number) IN = Buyer's item number SA = Supplier's article number ST = Style number SRV = GS1 Global Trade Item Number</p>
1131 Code list identification code	C an..17	O		
3055 Code list responsible agency code	C an..3	D		<p>9 = GS1 91 = Assigned by supplier or supplier's agent</p>

5. Segments Layout

Segment number: 50

	EDIFACT	GS1	*	Description
				92 = Assigned by buyer or buyer's agent
C212 ITEM NUMBER IDENTIFICATION	C	O		
7140 Item identifier	C an..35	R		
7143 Item type identification code	C an..3	R		
1131 Code list identification code	C an..17	O		
3055 Code list responsible agency code	C an..3	D		
C212 ITEM NUMBER IDENTIFICATION	C	O		
7140 Item identifier	C an..35	R		
7143 Item type identification code	C an..3	R		
1131 Code list identification code	C an..17	O		
3055 Code list responsible agency code	C an..3	D		
C212 ITEM NUMBER IDENTIFICATION	C	O		
7140 Item identifier	C an..35	R		
7143 Item type identification code	C an..3	R		
1131 Code list identification code	C an..17	O		
3055 Code list responsible agency code	C an..3	D		
C212 ITEM NUMBER IDENTIFICATION	C	O		
7140 Item identifier	C an..35	R		
7143 Item type identification code	C an..3	R		
1131 Code list identification code	C an..17	O		
3055 Code list responsible agency code	C an..3	D		

Segment Notes:

This segment is used to specify additional or substitutional item identification codes such as a buyers, or sellers item number.

Example:

PIA+1+ABC1234:IN'

In this example the PIA segment is used to provide an additional identification to the trade item number provided in the LIN segment. The GTIN 5412345111115 provided in the LIN segment refers to the internal buyer's item number.

PIA+4+5412345111184:SRV'

In this example the PIA segment is used to provide a GTIN of the product which has been substituted by the new (substitute) product being ordered, identified in the LIN segment by the GTIN 5412345111115.

PIA+5+2209953C001L:AC'

This example details the HIBC code 2209953C001L which is provided as the primary product code because no GTIN was provided in the LIN segment.

PIA+X1+4000862141404:SRV'

5. Segments Layout

Segment number: 50

This example details the situation where the buyer explicitly specifies that no other product Id is acceptable but the one specified in the LIN segment. The PIA re-specifies the product code from the LIN segment.
--

5. Segments Layout

Segment number: 51

SG27 - C 200000 - LIN-PIA-IMD-MEA-QTY-ALI-DTM-MOA-GIN-QVR-FTX-SG32-SG33-SG34-SG37-SG38-SG39-SG43-SG49				
IMD - C 99 - Item description				
Function: To describe an item in either an industry or free format.				
	EDIFACT	GS1	*	Description
7077 Description format code	C an..3	O	*	A = Free-form long description B = Code and text C = Code (from industry code list) E = Free-form short description F = Free-form S = Structured (from industry code list)
C272 ITEM CHARACTERISTIC	C	O		
7081 Item characteristic code	C an..3	R		13 = Quality 35 = Colour 98 = Size
1131 Code list identification code	C an..17	O		
3055 Code list responsible agency code	C an..3	D	*	9 = GS1 Must be used if DE7081 contains an GS1 code.
C273 ITEM DESCRIPTION	C	A		
7009 Item description code	C an..17	O		CU = Consumer unit (GS1 Permanent Code) DU = Despatch unit (GS1 Permanent Code) TU = Traded unit (GS1 Permanent Code) VQ = Variable quantity product (GS1 Permanent Code)
1131 Code list identification code	C an..17	O		
3055 Code list responsible agency code	C an..3	D		9 = GS1 83 = US, National Retail Federation
7008 Item description	C an..256	O		
7008 Item description	C an..256	O		
3453 Language name code	C an..3	O		
7383 Surface or layer code	C an..3	N		
<p>Segment Notes:</p> <p>This segment is used to describe the current line item.</p> <p>It is recommended that this segment only be used for coded descriptions. Data element 7008 in clear text should only be used when no product code is available or when free-form descriptions are required by trading partners. If you wish to indicate that promotional details are marked on the package, then this should be indicated in DE 7233 in the PAC segment.</p> <p>Example: IMD+C++TU' IMD+F++:::CORN CRISPIES:CASE'</p>				

5. Segments Layout

Segment number: 52

SG27 - C 200000 - LIN-PIA-IMD-MEA-QTY-ALI-DTM-MOA-GIN-QVR-FTX-SG32-SG33-SG34-SG37-SG38-SG39-SG43-SG49				
MEA - C 99 - Measurements				
Function:				
To specify physical measurements, including dimension tolerances, weights and counts.				
	EDIFACT	GS1	*	Description
6311 Measurement purpose code qualifier	M an..3	M		PD = Physical dimensions (product ordered)
C502 MEASUREMENT DETAILS	C	A		
6313 Measured attribute code	C an..3	A		DI = Diameter DP = Depth ID = Inside diameter HT = Height dimension LN = Length dimension OD = Outside diameter TH = Thickness
6321 Measurement significance code	C an..3	O		3 = Approximately 4 = Equal to
6155 Non-discrete measurement name code	C an..17	O		
6154 Non-discrete measurement name	C an..70	N		
C174 VALUE/RANGE	C	R		
6411 Measurement unit code	M an..3	M		
6314 Measurement value	C an..18	O		
6162 Range minimum value	C n..18	O		
6152 Range maximum value	C n..18	O		
6432 Significant digits quantity	C n..2	O		
7383 Surface or layer code	C an..3	N		
Segment Notes:				
This segment is used to specify the actual physical dimensions of the product being ordered where that product is sold in variable lengths.				
This segment may be used in conjunction with the LIN segment for the precise identification of the ordered product.				
Example:				
MEA+PD+LN:4+MTR:4.6'				
The precise length of the product identified by the GTIN 5412345111115 is 4.6 metres.				

5. Segments Layout

Segment number: 53

SG27 - C 200000 - LIN-PIA-IMD-MEA-QTY-ALI-DTM-MOA-GIN-QVR-FTX-SG32-SG33-SG34-SG37-SG38-SG39-SG43-SG49				
QTY - C 99 - Quantity				
Function: To specify a pertinent quantity.				
	EDIFACT	GS1	*	Description
C186 QUANTITY DETAILS	M	M		
6063 Quantity type code qualifier	Man..3	M	*	<p>1 = Discrete quantity 17 = Quantity on hand 18 = Previous quantity 21 = Ordered quantity 53 = Minimum order quantity 54 = Maximum order quantity 59 = Number of consumer units in the traded unit 83 = Backorder quantity 192 = Free goods quantity 246 = Returns replacement quantity</p> <p>The use of code value '59, number of consumer units is only to be used in this message for confirmation previously agreed and contained in the price or product catalogue.</p>
6060 Quantity	Man..35	M		
6411 Measurement unit code	C an..3	D		This DE is only used if the product being changed is a variable quantity product.
<p>Segment Notes:</p> <p>This segment is used to specify the total quantity for the line identified in the LIN segment. If split deliveries are being used, the quantities for the split delivery are specified in segment group 37. The totals for all quantities expressed in the QTY's at segment group level must equal the value in this QTY segment.</p> <p>Example: QTY+21:48:KGM'</p>				

5. Segments Layout

Segment number: 54

SG27 - C 200000 - LIN-PIA-IMD-MEA-QTY-ALI-DTM-MOA-GIN-QVR-FTX-SG32-SG33-SG34-SG37-SG38-SG39-SG43-SG49				
ALI - C 5 - Additional information				
Function: To indicate that special conditions due to the origin, customs preference, fiscal or commercial factors are applicable.				
	EDIFACT	GS1	*	Description
3239 Country of origin name code	C an..3	O		
9213 Duty regime type code	C an..3	O		
4183 Special condition code	C an..3	O		151 = Items from the same dye lot
4183 Special condition code	C an..3	O		
4183 Special condition code	C an..3	O		
4183 Special condition code	C an..3	O		
4183 Special condition code	C an..3	O		
Segment Notes: This segment is used to specify any additional information related to the current line item. Example: ALI+++151'				

5. Segments Layout

Segment number: 55

SG27 - C 200000 - LIN-PIA-IMD-MEA-QTY-ALI-DTM-MOA-GIN-QVR-FTX-SG32-SG33-SG34-SG37-SG38-SG39-SG43-SG49				
DTM - C 35 - Date/time/period				
Function: To specify date, and/or time, or period.				
	EDIFACT	GS1	*	Description
C507 DATE/TIME/PERIOD	M	M		
2005 Date or time or period function code qualifier	M an..3	M	*	2 = Delivery date/time, requested 10 = Shipment date/time, requested 11 = Despatch date and/or time 61 = Cancel if not delivered by this date 63 = Delivery date/time, latest 64 = Delivery date/time, earliest 69 = Delivery date/time, promised for 200 = Pick-up/collection date/time of cargo 364 = Minimum shelf life remaining at time of despatch period X14 = Requested for delivery week commencing (GS1 Temporary Code)
2380 Date or time or period value	C an..35	R		
2379 Date or time or period format code	C an..3	R		102 = CCYYMMDD 203 = CCYYMMDDHHMM 718 = CCYYMMDD-CCYYMMDD
Segment Notes: This segment is used to specify the dates (and possibly times) associated with the delivery or collection of the currently identified product. Example: DTM+2:20020910:102'				

5. Segments Layout

Segment number: 56

SG27 - C 200000 - LIN-PIA-IMD-MEA-QTY-ALI-DTM-MOA-GIN-QVR-FTX-SG32-SG33-SG34-SG37-SG38-SG39-SG43-SG49				
MOA - C 10 - Monetary amount				
Function: To specify a monetary amount.				
	EDIFACT	GS1	*	Description
C516 MONETARY AMOUNT	M	M		
5025 Monetary amount type code qualifier	M an..3	M		40 = Customs value 203 = Line item amount
5004 Monetary amount	C n..35	R		
6345 Currency identification code	C an..3	N		
6343 Currency type code qualifier	C an..3	N		
4405 Status description code	C an..3	N		
Segment Notes: This segment can be used for two purposes, firstly, when allowances/charges are involved, to indicate net amounts for the line, and secondly, to provide valuation amounts, e.g., customs value. Example: MOA+203:1253.42'				

5. Segments Layout

Segment number: 57

SG27 - C 200000 - LIN-PIA-IMD-MEA-QTY-ALI-DTM-MOA-GIN-QVR-FTX-SG32-SG33-SG34-SG37-SG38-SG39-SG43-SG49				
GIN - C 1000 - Goods identity number				
Function:				
To give specific identification numbers, either as single numbers or ranges.				
	EDIFACT	GS1	*	Description
7405 Object identification code qualifier	M an..3	M		CPE = Coupon number (GS1 Temporary Code) CQE = Cheque number (GS1 Temporary Code)
C208 IDENTITY NUMBER RANGE	M	M		
7402 Object identifier	M an..35	M		
7402 Object identifier	C an..35	O		
C208 IDENTITY NUMBER RANGE	C	O		
7402 Object identifier	M an..35	M		
7402 Object identifier	C an..35	O		
C208 IDENTITY NUMBER RANGE	C	O		
7402 Object identifier	M an..35	M		
7402 Object identifier	C an..35	O		
C208 IDENTITY NUMBER RANGE	C	O		
7402 Object identifier	M an..35	M		
7402 Object identifier	C an..35	O		
C208 IDENTITY NUMBER RANGE	C	O		
7402 Object identifier	M an..35	M		
7402 Object identifier	C an..35	O		
Segment Notes:				
This segment is used to indicate individual numbers, or a range of numbers, to be printed on coupons or gift cheques.				
Example: GIN+CPE+AS-1299:AS-1350'				

5. Segments Layout

Segment number: 58

SG27 - C 200000 - LIN-PIA-IMD-MEA-QTY-ALI-DTM-MOA-GIN-QVR-FTX-SG32-SG33-SG34-SG37-SG38-SG39-SG43-SG49				
QVR - C 1 - Quantity variances				
Function: To specify item details relating to quantity variances.				
	EDIFACT	GS1	*	Description
C279 QUANTITY DIFFERENCE INFORMATION	C	A		
6064 Quantity variance value	M n..15	M		Specify the actual variance amount here.
6063 Quantity type code qualifier	C an..3	R		21 = Ordered quantity
4221 Discrepancy nature identification code	C an..3	O		AD = Item out of stock at manufacturer OW = Item out of stock at wholesaler TW = Item temporarily discontinued by wholesaler
C960 REASON FOR CHANGE	C	O		
4295 Change reason description code	C an..3	O		AV = Out of inventory PC = Pack difference UM = Unit of measure difference
1131 Code list identification code	C an..17	O		
3055 Code list responsible agency code	C an..3	D		
4294 Change reason description	C an..35	O		
Segment Notes: This segment is used to indicate quantity variances and reasons for variances between what was ordered originally and what is now required. For negative values the variance must be expressed as negative. Example: QVR+-20:21'				

5. Segments Layout

Segment number: 59

SG27 - C 200000 - LIN-PIA-IMD-MEA-QTY-ALI-DTM-MOA-GIN-QVR-FTX-SG32-SG33-SG34-SG37-SG38-SG39-SG43-SG49				
FTX - C 99 - Free text				
Function: To provide free form or coded text information.				
	EDIFACT	GS1	*	Description
4451 Text subject code qualifier	M an..3	M		PUR = Purchasing information QQD = Quality demands/requirements ZZZ = Mutually defined
4453 Free text function code	C an..3	O	*	1 = Text for subsequent use
C107 TEXT REFERENCE	C	D		References to a standard text. This composite is only used when trading partners have agreed to use mutually defined code values.
4441 Free text value code	M an..17	M		001 = ...standard text...
1131 Code list identification code	C an..17	O		
3055 Code list responsible agency code	C an..3	D		91 = Assigned by supplier or supplier's agent 92 = Assigned by buyer or buyer's agent
C108 TEXT LITERAL	C	D		This composite is only used if coded text can not be used.
4440 Free text value	M an..512	M		
4440 Free text value	C an..512	O		
4440 Free text value	C an..512	O		
4440 Free text value	C an..512	O		
4440 Free text value	C an..512	O		
3453 Language name code	C an..3	D		ISO 639 two alpha code This data element is only used when non coded free text has been provided in data element C108.
4447 Free text format code	C an..3	N		
<p>Segment Notes:</p> <p>This segment is used to specify any special requirements for the current line item. Use of this segment in free form is not recommended since it may inhibit automatic processing of the Order Change Request. Coded references to standard texts is an available functionality which enables automatic processing and reduces transmission and processing overheads. Standard texts should be mutually defined among trading partners and can be used to cover legal and other requirements.</p> <p>Example: FTX+ZZZ+1+008::92'</p>				

5. Segments Layout

Segment number: 60

SG27	- C	200000	- LIN-PIA-IMD-MEA-QTY-ALI-DTM-MOA-GIN-QVR-FTX-SG32-SG33-SG34-SG37-SG38-SG39-SG43-SG49		
SG32	- C	25	- PRI-CUX-DTM		
PRI	- M	1	- Price details		
Function: To specify price information.					
		EDIFACT	GS1	*	Description
C509	PRICE INFORMATION		C	R	
5125	Price code qualifier		M an..3	M	AAA = Calculation net AAE = Information price, excluding allowances or charges, including taxes AAF = Information price, excluding allowances or charges and taxes AAA - The price stated is the net price including all allowances and charges and excluding taxes. Allowances and charges may be stated for information purposes only.
5118	Price amount		C n..15	R	
5375	Price type code		C an..3	O	CA = Catalogue CT = Contract
5387	Price specification code		C an..3	O	AAE = Not subject to fluctuation ALT = Alternate price DPR = Discount price EUP = Expected unit price LBL = Labelling price PRP = Promotional price RTP = Retail price SRP = Suggested retail price
5284	Unit price basis value		C n..9	D	
6411	Measurement unit code		C an..3	D	
5213	Sub-line item price change operation code		C an..3	N	
Segment Notes: This segment is used to detail price information for the current line item. The calculation price detailed in the Order Response will always be the Net Unit Price, i.e., Gross Price + Charges - Allowances. Example: PRI+AAA:14.58:CT:AAE' Dependency Notes: Data elements 5284 and 6411 are used when a product is a variable quantity product, e.g. price per 200 kilos, or when the unit of measure for purchasing, delivery, and invoicing are different for a product, e.g. sugar is not a variable quantity product but ordered and delivered in packs, and invoiced in kilos or tonnes.					

5. Segments Layout

Segment number: 61

SG27	- C	200000	- LIN-PIA-IMD-MEA-QTY-ALI-DTM-MOA-GIN-QVR-FTX-SG32-SG33-SG34-SG37-SG38-SG39-SG43-SG49
SG32	- C	25	- PRI-CUX-DTM
CUX	- C	1	- Currencies

Function:

To specify currencies used in the transaction and relevant details for the rate of exchange.

		EDIFACT	GS1	*	Description
C504	CURRENCY DETAILS	C	R		
6347	Currency usage code qualifier	M an..3	M	*	2 = Reference currency
6345	Currency identification code	C an..3	R		ISO 4217 three alpha
6343	Currency type code qualifier	C an..3	R	*	4 = Invoicing currency 9 = Order currency 10 = Pricing currency 12 = Quotation currency
6348	Currency rate value	C n..4	N		
C504	CURRENCY DETAILS	C	D		The second occurrence of this composite is only used if a target currency is being specified.
6347	Currency usage code qualifier	M an..3	M	*	3 = Target currency
6345	Currency identification code	C an..3	R		ISO 4217 three alpha
6343	Currency type code qualifier	C an..3	R	*	4 = Invoicing currency 9 = Order currency 10 = Pricing currency 12 = Quotation currency
6348	Currency rate value	C n..4	O		
5402	Currency exchange rate	C n..12	D		The rate of exchange is only used if a target currency has been identified in the second occurrence of C504.
6341	Exchange rate currency market identifier	C an..3	N		

Segment Notes:

This segment is used to specify currency data related to the previous PRI segment. This segment is only used if the currency is different to that specified in the CUX at heading level.

When specifying Reference and Target Currencies for international trade, one occurrence of CUX is all that is required. The reference currency is identified in the first occurrence of composite C504, with the target currency specified in the second occurrence of C504. The rate of exchange between the two is detailed in DE 5402.

The general rule for calculating the rate of exchange is as follows :

Reference Currency multiplied by Rate = Target Currency.

Example:

CUX+2:EUR:9'

CUX+2:EUR:9+3:USD:4+0.90243

5. Segments Layout

Segment number: 62

SG27	- C	200000	- LIN-PIA-IMD-MEA-QTY-ALI-DTM-MOA-GIN-QVR-FTX-SG32-SG33-SG34-SG37-SG38-SG39-SG43-SG49		
SG32	- C	25	- PRI-CUX-DTM		
DTM	- C	5	- Date/time/period		
Function:					
To specify date, and/or time, or period.					
		EDIFACT	GS1	*	Description
C507	DATE/TIME/PERIOD		M	M	
2005	Date or time or period function code qualifier		M an..3	M	799 = Validity end date
2380	Date or time or period value		C an..35	R	
2379	Date or time or period format code		C an..3	R	102 = CCYYMMDD 203 = CCYYMMDDHHMM 718 = CCYYMMDD-CCYYMMDD
Segment Notes:					
This segment is used to specify the dates (and possibly times) associated with the price of the currently identified product.					
Example:					
DTM+799:19991231:102'					

5. Segments Layout

Segment number: 63

SG27	- C	200000	- LIN-PIA-IMD-MEA-QTY-ALI-DTM-MOA-GIN-QVR-FTX-SG32-SG33-SG34-SG37-SG38-SG39-SG43-SG49		
SG33	- C	9999	- RFF-DTM		
RFF	- M	1	- Reference		
Function: To specify a reference.					
		EDIFACT	GS1	*	Description
C506	REFERENCE	M	M		
1153	Reference code qualifier	M an..3	M		AE = Authorization for expense (AFE) number AKO = Action authorization number ANJ = Authorization number BO = Blanket order number CR = Customer reference number CT = Contract number IA = Internal vendor number IP = Import licence number IT = Internal customer number ON = Order number (buyer) PD = Promotion deal number PL = Price list number POR = Purchase order response number PP = Purchase order change number PW = Prior purchase order number TL = Tax exemption licence number UC = Ultimate customer's reference number VN = Order number (supplier)
1154	Reference identifier	C an..70	R		
1156	Document line identifier	C an..6	D		Line number from original order. This data element is only used to reference line numbers from previous purchase orders, purchase order changes, or purchase order responses.
4000	Reference version identifier	C an..35	N		
1060	Revision identifier	C an..6	N		
Segment Notes: This segment is used to identify references associated with the current line item. This information may override what is specified in the heading section when the same qualifier is used. To access the original line from a previous order message the original reference number is indicated using data element 1154 and the line number detailed in data element 1156 should match the original value specified in data element 1082, line item number, of the LIN segment of the referenced message. Example: RFF+PL:653321' This example is referencing a price list reference number 653321. RFF+ON:51442:15' This example references line number 15 of the buyers order number 51442.					

5. Segments Layout

Segment number: 65

SG27	- C	200000	- LIN-PIA-IMD-MEA-QTY-ALI-DTM-MOA-GIN-QVR-FTX-SG32-SG33-SG34-SG37-SG38-SG39-SG43-SG49
SG34	- C	99	- PAC-QTY-SG36
PAC	- M	1	- Package

Function:

To describe the number and type of packages/physical units.

		EDIFACT	GS1	*	Description
7224	Package quantity	C n..8	O		
C531	PACKAGING DETAILS	C	O		
7075	Packaging level code	C an..3	O		1 = Inner 3 = Outer
7233	Packaging related description code	C an..3	O		50 = Package barcoded EAN-13 or EAN-8 51 = Package barcoded ITF-14 52 = Package barcoded UCC or EAN-128
7073	Packaging terms and conditions code	C an..3	O		1 = Packaging cost paid by supplier 2 = Packaging cost paid by recipient 3 = Packaging cost not charged (returnable)
C202	PACKAGE TYPE	C	O		
7065	Package type description code	C an..17	A		
1131	Code list identification code	C an..17	O		
3055	Code list responsible agency code	C an..3	D		
7064	Type of packages	C an..35	O		
C402	PACKAGE TYPE IDENTIFICATION	C	N		
7077	Description format code	M an..3			
7064	Type of packages	M an..35			
7143	Item type identification code	C an..3			
7064	Type of packages	C an..35			
7143	Item type identification code	C an..3			
C532	RETURNABLE PACKAGE DETAILS	C	D		Composite C532 is only used where the packaging being described is returnable. This composite identifies who is responsible for the payment of its return.
8395	Returnable package freight payment responsibility code	C an..3	O		1 = Paid by customer 3 = Paid by supplier
8393	Returnable package load contents code	C an..3	N		

Segment Notes:

This segment is used to specify packaging information related to the current line item.

Example:

PAC+4++CS'

5. Segments Layout

Segment number: 66

SG27	- C	200000	- LIN-PIA-IMD-MEA-QTY-ALI-DTM-MOA-GIN-QVR-FTX-SG32-SG33-SG34-SG37-SG38-SG39-SG43-SG49
SG34	- C	99	- PAC-QTY-SG36
QTY	- C	5	- Quantity

Function:

To specify a pertinent quantity.

	EDIFACT	GS1	*	Description
C186 QUANTITY DETAILS	M	M		
6063 Quantity type code qualifier	M an..3	M	*	52 = Quantity per pack
6060 Quantity	M an..35	M		
6411 Measurement unit code	C an..3	D		This DE is only used if the product ordered is a variable quantity product.

Segment Notes:

This segment is used to specify the total quantity per pack.

Example:

QTY+52:48:KGM'

5. Segments Layout

Segment number: 67

SG27	- C	200000	- LIN-PIA-IMD-MEA-QTY-ALI-DTM-MOA-GIN-QVR-FTX-SG32-SG33-SG34-SG37-SG38-SG39-SG43-SG49
SG34	- C	99	- PAC-QTY-SG36
SG36	- C	5	- PCI-RFF-DTM-GIN
PCI	- M	1	- Package identification

Function:

To specify markings and labels on individual packages or physical units.

		EDIFACT	GS1	*	Description
4233	Marking instructions code	C an..3	A		6 = Mark packages dimensions 7 = Mark net weight 8 = Mark gross weight 10 = Mark batch number 14 = Mark expiry date 16 = Buyer's instructions 17 = Supplier's instructions
C210	MARKS & LABELS	C	D		Composite C210 identifies specific marks or labels which the buyer wishes to have attached to the packaging.
7102	Shipping marks description	M an..35	M		
7102	Shipping marks description	C an..35	O		
7102	Shipping marks description	C an..35	O		
7102	Shipping marks description	C an..35	O		
7102	Shipping marks description	C an..35	O		
7102	Shipping marks description	C an..35	O		
7102	Shipping marks description	C an..35	O		
7102	Shipping marks description	C an..35	O		
7102	Shipping marks description	C an..35	O		
7102	Shipping marks description	C an..35	O		
8275	Container or package contents indicator code	C an..3	N		
C827	TYPE OF MARKING	C	N		
7511	Marking type code	M an..3			
1131	Code list identification code	C an..17			
3055	Code list responsible agency code	C an..3			

Segment Notes:

This segment is used to detail markings and labels on individual packages or physical units.

Example:
PCI+14'

5. Segments Layout

Segment number: 68

SG27	- C	200000	- LIN-PIA-IMD-MEA-QTY-ALI-DTM-MOA-GIN-QVR-FTX-SG32-SG33-SG34-SG37-SG38-SG39-SG43-SG49
SG34	- C	99	- PAC-QTY-SG36
SG36	- C	5	- PCI-RFF-DTM-GIN
RFF	- C	1	- Reference

Function:
To specify a reference.

	EDIFACT	GS1	*	Description
C506 REFERENCE	M	M		
1153 Reference code qualifier	M an..3	M		CT = Contract number IP = Import licence number ON = Order number (buyer) VN = Order number (supplier)
1154 Reference identifier	C an..70	R		
1156 Document line identifier	C an..6	N		
4000 Reference version identifier	C an..35	N		
1060 Revision identifier	C an..6	N		

Segment Notes:
This segment is used to provide references associated with the PCI segment.

Example:
RFF+CT:32455'

5. Segments Layout

Segment number: 69

SG27	- C	200000	- LIN-PIA-IMD-MEA-QTY-ALI-DTM-MOA-GIN-QVR-FTX-SG32-SG33-SG34-SG37-SG38-SG39-SG43-SG49		
SG34	- C	99	- PAC-QTY-SG36		
SG36	- C	5	- PCI-RFF-DTM-GIN		
DTM	- C	5	- Date/time/period		
Function:					
To specify date, and/or time, or period.					
			EDIFACT	GS1	* Description
C507	DATE/TIME/PERIOD		M	M	
2005	Date or time or period function code qualifier		M an..3	M	171 = Reference date/time
2380	Date or time or period value		C an..35	R	
2379	Date or time or period format code		C an..3	R	102 = CCYYMMDD
Segment Notes:					
This segment is used to specify dates and times associated with the current segment group.					
Example:					
DTM+171:20020801:102'					

5. Segments Layout

Segment number: 70

SG27	- C	200000	- LIN-PIA-IMD-MEA-QTY-ALI-DTM-MOA-GIN-QVR-FTX-SG32-SG33-SG34-SG37-SG38-SG39-SG43-SG49		
SG34	- C	99	- PAC-QTY-SG36		
SG36	- C	5	- PCI-RFF-DTM-GIN		
GIN	- C	10	- Goods identity number		
Function:					
To give specific identification numbers, either as single numbers or ranges.					
		EDIFACT	GS1	*	Description
7405	Object identification code qualifier	M an..3	M	*	AW = Serial shipping container code BJ = Serial shipping container code BN = Serial number BX = Batch number SRV = GS1 Global Trade Item Number (GS1 Temporary Code)
C208	IDENTITY NUMBER RANGE	M	M		
7402	Object identifier	M an..35	M		
7402	Object identifier	C an..35	O		
C208	IDENTITY NUMBER RANGE	C	O		
7402	Object identifier	M an..35	M		
7402	Object identifier	C an..35	O		
C208	IDENTITY NUMBER RANGE	C	O		
7402	Object identifier	M an..35	M		
7402	Object identifier	C an..35	O		
C208	IDENTITY NUMBER RANGE	C	O		
7402	Object identifier	M an..35	M		
7402	Object identifier	C an..35	O		
C208	IDENTITY NUMBER RANGE	C	O		
7402	Object identifier	M an..35	M		
7402	Object identifier	C an..35	O		
Segment Notes:					
This segment is used to indicate numbers which are to be marked on the packages for the current line item.					
Example:					
GIN+AW+354123450000000014:354123450000000106'					

5. Segments Layout

Segment number: 71

SG27	- C	200000	- LIN-PIA-IMD-MEA-QTY-ALI-DTM-MOA-GIN-QVR-FTX-SG32-SG33-SG34-SG37-SG38-SG39-SG43-SG49
SG37	- C	9999	- LOC-QTY-DTM
LOC	- M	1	- Place/location identification

Function:

To identify a place or a location and/or related locations.

		EDIFACT	GS1	*	Description
3227	Location function code qualifier	M an..3	M	*	7 = Place of delivery
C517	LOCATION IDENTIFICATION	C	A		
3225	Location name code	C an..25	R		GLN - Format n13
1131	Code list identification code	C an..17	O		
3055	Code list responsible agency code	C an..3	D		9 = GS1 DE 3055 must be used if DE 3225 is used and does not contain an UN/LOCODE.
3224	Location name	C an..256	O		
C519	RELATED LOCATION ONE IDENTIFICATION	C	O		
3223	First related location name code	C an..25	R		Specify ultimate delivery location, e.g. a specific point on a works site.
1131	Code list identification code	C an..17	O		
3055	Code list responsible agency code	C an..3	D		DE 3055 must be used if DE 3223 is used and does not contain an UN/LOCODE.
3222	First related location name	C an..70	O		
C553	RELATED LOCATION TWO IDENTIFICATION	C	O		
3233	Second related location name code	C an..25	R		Used to further detail the delivery location.
1131	Code list identification code	C an..17	O		
3055	Code list responsible agency code	C an..3	D		DE 3055 must be used if DE 3233 is used and does not contain an UN/LOCODE.
3232	Second related location name	C an..70	O		
5479	Relation code	C an..3	N		

Segment Notes:

This segment is used to identify the location of delivery for a split delivery order.

Example:

LOC+7+4012345500004::9'

5. Segments Layout

Segment number: 73

SG27	- C	200000	- LIN-PIA-IMD-MEA-QTY-ALI-DTM-MOA-GIN-QVR-FTX-SG32-SG33-SG34-SG37-SG38-SG39-SG43-SG49		
SG37	- C	9999	- LOC-QTY-DTM		
DTM	- C	5	- Date/time/period		
Function:					
To specify date, and/or time, or period.					
		EDIFACT	GS1	*	Description
C507	DATE/TIME/PERIOD	M	M		
2005	Date or time or period function code qualifier	M an..3	M	*	2 = Delivery date/time, requested 11 = Despatch date and/or time 61 = Cancel if not delivered by this date 63 = Delivery date/time, latest 64 = Delivery date/time, earliest 69 = Delivery date/time, promised for 200 = Pick-up/collection date/time of cargo X14 = Requested for delivery week commencing (GS1 Temporary Code)
2380	Date or time or period value	C an..35	R		
2379	Date or time or period format code	C an..3	R		102 = CCYYMMDD 203 = CCYYMMDDHHMM 718 = CCYYMMDD-CCYYMMDD
Segment Notes:					
This segment is used to indicate the date/time on which the split delivery will take place to the location identified in the LOC segment.					
Example:					
DTM+2:20020915:102'					

5. Segments Layout

Segment number: 74

SG27	- C	200000	- LIN-PIA-IMD-MEA-QTY-ALI-DTM-MOA-GIN-QVR-FTX-SG32-SG33-SG34-SG37-SG38-SG39-SG43-SG49		
SG38	- C	10	- TAX-MOA		
TAX	- M	1	- Duty/tax/fee details		
Function:					
To specify relevant duty/tax/fee information.					
		EDIFACT	GS1	*	Description
5283	Duty or tax or fee function code qualifier	M an..3	M		5 = Customs duty 7 = Tax
C241	DUTY/TAX/FEE TYPE	C	D		
5153	Duty or tax or fee type name code	C an..3	O		GST = Goods and services tax IMP = Import tax VAT = Value added tax
1131	Code list identification code	C an..17	O		
3055	Code list responsible agency code	C an..3	D		
5152	Duty or tax or fee type name	C an..35	O		
C533	DUTY/TAX/FEE ACCOUNT DETAIL	C	O		
5289	Duty or tax or fee account code	M an..6	M		
1131	Code list identification code	C an..17	O		
3055	Code list responsible agency code	C an..3	D		
5286	Duty or tax or fee assessment basis value	C an..15	O		
C243	DUTY/TAX/FEE DETAIL	C	A		
5279	Duty or tax or fee rate code	C an..7	O		
1131	Code list identification code	C an..17	O		
3055	Code list responsible agency code	C an..3	D		
5278	Duty or tax or fee rate	C an..17	R		The actual rate of tax/duty.
5273	Duty or tax or fee rate basis code	C an..12	O		
1131	Code list identification code	C an..17	O		
3055	Code list responsible agency code	C an..3	D		
5305	Duty or tax or fee category code	C an..3	D		A = Mixed tax rate E = Exempt from tax S = Standard rate
3446	Party tax identifier	C an..20	O		
1227	Calculation sequence code	C an..3	N		
Segment Notes:					
This segment is used to identify the type and rate of tax that is applicable for the current line item. This segment is only used if the tax rate at line level differs from the rate specified in the header section.					

5. Segments Layout

Segment number: 74

Example:

TAX+7+VAT+++:::17.5+S'

Dependency Notes:

DE C241 and 5305: Tax types and categories will differ from country to country. They are to be defined by national guidelines.

5. Segments Layout

Segment number: 76

SG27	- C	200000	- LIN-PIA-IMD-MEA-QTY-ALI-DTM-MOA-GIN-QVR-FTX-SG32-SG33-SG34-SG37-SG38-SG39-SG43-SG49		
SG39	- C	999	- NAD-SG42		
NAD	- M	1	- Name and address		
Function:					
To specify the name/address and their related function, either by C082 only and/or unstructured by C058 or structured by C080 thru 3207.					
		EDIFACT	GS1	*	Description
3035	Party function code qualifier	M an..3	M		UD = Ultimate customer
C082	PARTY IDENTIFICATION DETAILS	C	A		
3039	Party identifier	M an..35	M		GLN - Format n13
1131	Code list identification code	C an..17	O		
3055	Code list responsible agency code	C an..3	R	*	9 = GS1
C058	NAME AND ADDRESS	C	O		This composite may only be used to fulfill the requirements of directive 2003/58/EC, article 4.
3124	Name and address description	M an..35	M		
3124	Name and address description	C an..35	O		
3124	Name and address description	C an..35	O		
3124	Name and address description	C an..35	O		
3124	Name and address description	C an..35	O		
C080	PARTY NAME	C	D		
3036	Party name	M an..35	M		
3036	Party name	C an..35	O		
3036	Party name	C an..35	O		
3036	Party name	C an..35	O		
3036	Party name	C an..35	O		
3045	Party name format code	C an..3	O		
C059	STREET	C	D		
3042	Street and number or post office box identifier	M an..35	M		
3042	Street and number or post office box identifier	C an..35	O		
3042	Street and number or post office box identifier	C an..35	O		
3042	Street and number or post office box identifier	C an..35	O		
3164	City name	C an..35	D		
C819	COUNTRY SUB-ENTITY DETAILS	C	D		
3229	Country sub-entity name code	C an..9	O		
1131	Code list identification code	C an..17	O		
3055	Code list responsible agency	C an..3	O		

5. Segments Layout

Segment number: 76

	EDIFACT	GS1	*	Description
code				
3228 Country sub-entity name	C an..70	O		County/State, clear text.
3251 Postal identification code	C an..17	D		
3207 Country name code	C an..3	D		ISO 3166 two alpha

Segment Notes:

This segment is used to specify the ultimate (end) customer for the current line item, i.e., the party sending the order will in turn sell the goods to, the party on whose behalf the buyer is acting as an agent.

Example:

NAD+UD+5467895056010::9'

Dependency Notes:

The following composites and data elements are only used when a coded name and address can not be used.

The affected composites and data elements are as follows:

C080 - C059 - 3164 - C819 - 3251 - 3207

5. Segments Layout

Segment number: 77

SG27	- C	200000	- LIN-PIA-IMD-MEA-QTY-ALI-DTM-MOA-GIN-QVR-FTX-SG32-SG33-SG34-SG37-SG38-SG39-SG43-SG49
SG39	- C	999	- NAD-SG42
SG42	- C	5	- CTA-COM
CTA	- M	1	- Contact information

Function:
To identify a person or a department to whom communication should be directed.

		EDIFACT	GS1	*	Description
3139	Contact function code	C an..3	R		DL = Delivery contact
C056	DEPARTMENT OR EMPLOYEE DETAILS	C	O		
3413	Department or employee name code	C an..17	O		
3412	Department or employee name	C an..35	O		

Segment Notes:
This segment is used to provide contact and communications information for the ultimate customer identified in the NAD segment.

Example:
CTA+DL+:MARK CARTER'

5. Segments Layout

Segment number: 78

SG27	- C	200000	- LIN-PIA-IMD-MEA-QTY-ALI-DTM-MOA-GIN-QVR-FTX-SG32-SG33-SG34-SG37-SG38-SG39-SG43-SG49
SG39	- C	999	- NAD-SG42
SG42	- C	5	- CTA-COM
COM	- C	5	- Communication contact

Function:
To identify a communication number of a department or a person to whom communication should be directed.

	EDIFACT	GS1	*	Description
C076 COMMUNICATION CONTACT	M	M		
3148 Communication address identifier	Man..512	M		
3155 Communication address code qualifier	Man..3	M		AO = Uniform Resource Location (URL) EM = Electronic mail TE = Telephone

Segment Notes:
This segment is used to identify the communications number and the type of communications used for the person or department identified in the CTA segment.

Example:
COM+00448132445322:TE'

5. Segments Layout

Segment number: 79

SG27	- C	200000	- LIN-PIA-IMD-MEA-QTY-ALI-DTM-MOA-GIN-QVR-FTX-SG32-SG33-SG34-SG37-SG38-SG39-SG43-SG49		
SG43	- C	99	- ALC-ALI-DTM-SG44-SG45-SG46-SG47-SG48		
ALC	- M	1	- Allowance or charge		
Function: To identify allowance or charge details.					
		EDIFACT	GS1	*	Description
5463	Allowance or charge code qualifier	M an..3	M		A = Allowance C = Charge N = No allowance or charge
C552	ALLOWANCE/CHARGE INFORMATION	C	O		
1230	Allowance or charge identifier	C an..35	D		If code '69' is used in DE 5189, the agreement number must be specified in DE 1230.
5189	Allowance or charge identification code	C an..3	O		1 = Handling commission 32 = Courier fee 69 = Charge for a customer specific finish
4471	Settlement means code	C an..3	O		3 = Vendor check/cheque to customer 5 = Charge to be paid by vendor 6 = Charge to be paid by customer
1227	Calculation sequence code	C an..3	D		1 = First step of calculation 2 = Second step of calculation etc, etc, etc..... 9 = Ninth step of calculation The calculation sequence indicator is used when multiple allowances and/or charges are applicable. If various allowances and/or charges percentages, quantities, monetary amounts or rates are applicable to the same base price, then the calculation sequence indicator will always equal one. If the various allowances and/or charges are applied against a fluctuating price (constantly changing because of the application of other allowances and/or charges) then the sequence of calculation is indicated using this data element. If the allowance or charge is not to be applied against a fixed price then the calculation sequence indicator must be included.
C214	SPECIAL SERVICES IDENTIFICATION	C	D		This composite is only included if the buyer knows the type of allowance or charge.
7161	Special service description code	C an..3	O		DDA = Dealer discount/allowance (GS1 Temporary Code) TD = Trade discount Note 1: DDA = Dealer discount/allowance - A discount or allowance offered by a party dealing in certain brand or brands of products.
1131	Code list identification code	C an..17	O		
3055	Code list responsible agency code	C an..3	D	*	9 = GS1 91 = Assigned by supplier or supplier's agent 92 = Assigned by buyer or buyer's agent This data element is only used if GS1 code values are used in data element 7161.

5. Segments Layout

Segment number: 79

	EDIFACT	GS1	*	Description
7160 Special service description	C an..35	○		
7160 Special service description	C an..35	○		

Segment Notes:

This segment is used to specify any allowances and charges applicable to the current line item.
As the calculation price type (data element 5152 PRI segment) used in the order change is always a net price, allowances and/or charges specified in the ALC segment are only for information purposes.

Example:
ALC+A+++1'

5. Segments Layout

Segment number: 80

SG27	- C	200000 - LIN-PIA-IMD-MEA-QTY-ALI-DTM-MOA-GIN-QVR-FTX-SG32-SG33-SG34-SG37-SG38-SG39-SG43-SG49
SG43	- C	99 - ALC-ALI-DTM-SG44-SG45-SG46-SG47-SG48
ALI	- C	5 - Additional information
Function:		
To indicate that special conditions due to the origin, customs preference, fiscal or commercial factors are applicable.		
	EDIFACT	GS1 * Description
3239 Country of origin name code	C an..3	○ Use ISO 3166 2 alpha code
9213 Duty regime type code	C an..3	○
4183 Special condition code	C an..3	○ 6 = Subject to bonus 8 = Subject to discount
4183 Special condition code	C an..3	○
4183 Special condition code	C an..3	○
4183 Special condition code	C an..3	○
4183 Special condition code	C an..3	○
Segment Notes:		
This segment is used to specify any special conditions related to the allowance and/or charge in the ALC segment.		
Example: ALI+++8'		

5. Segments Layout

Segment number: 81

SG27	- C	200000	- LIN-PIA-IMD-MEA-QTY-ALI-DTM-MOA-GIN-QVR-FTX-SG32-SG33-SG34-SG37-SG38-SG39-SG43-SG49
SG43	- C	99	- ALC-ALI-DTM-SG44-SG45-SG46-SG47-SG48
DTM	- C	5	- Date/time/period

Function:
To specify date, and/or time, or period.

		EDIFACT	GS1	*	Description
C507	DATE/TIME/PERIOD	M	M		
2005	Date or time or period function code qualifier	M an..3	M	*	194 = Start date/time 206 = End date/time
2380	Date or time or period value	C an..35	R		
2379	Date or time or period format code	C an..3	R		102 = CCYYMMDD 203 = CCYYMMDDHHMM 718 = CCYYMMDD-CCYYMMDD

Segment Notes:

This segment is used to indicate any dates associated with the allowances and/or charges identified in the ALC segment.

Example:
DTM+194:20020101:102'
DTM+206:20020125:102'
The current allowance or charge becomes effective on the 1st of January 2002 and end on the 25th of January 2002.

5. Segments Layout

Segment number: 84

SG27	- C	200000	- LIN-PIA-IMD-MEA-QTY-ALI-DTM-MOA-GIN-QVR-FTX-SG32-SG33-SG34-SG37-SG38-SG39-SG43-SG49
SG43	- C	99	- ALC-ALI-DTM-SG44-SG45-SG46-SG47-SG48
SG45	- C	1	- PCD-RNG
PCD	- M	1	- Percentage details

Function:
To specify percentage information.

		EDIFACT	GS1	*	Description
C501	PERCENTAGE DETAILS	M	M		
5245	Percentage type code qualifier	M an..3	M		3 = Allowance or charge
5482	Percentage	C n..10	R		
5249	Percentage basis identification code	C an..3	O		
1131	Code list identification code	C an..17	O		
3055	Code list responsible agency code	C an..3	D		
4405	Status description code	C an..3	N		

Segment Notes:
This segment is used to specify percentage allowance/charge information.

Example:
PCD+3:1.25'

5. Segments Layout

Segment number: 86

SG27	- C	200000	- LIN-PIA-IMD-MEA-QTY-ALI-DTM-MOA-GIN-QVR-FTX-SG32-SG33-SG34-SG37-SG38-SG39-SG43-SG49
SG43	- C	99	- ALC-ALI-DTM-SG44-SG45-SG46-SG47-SG48
SG46	- C	2	- MOA-RNG
MOA	- M	1	- Monetary amount

Function:
To specify a monetary amount.

	EDIFACT	GS1	*	Description
C516 MONETARY AMOUNT	M	M		
5025 Monetary amount type code qualifier	M an..3	M		23 = Charge amount 178 = Exact amount 204 = Allowance amount
5004 Monetary amount	C n..35	R		
6345 Currency identification code	C an..3	O		
6343 Currency type code qualifier	C an..3	O		
4405 Status description code	C an..3	O		

Segment Notes:
This segment is used to specify monetary amount allowance/charge information.

Example:
MOA+23:820'

5. Segments Layout

Segment number: 87

SG27	- C	200000	- LIN-PIA-IMD-MEA-QTY-ALI-DTM-MOA-GIN-QVR-FTX-SG32-SG33-SG34-SG37-SG38-SG39-SG43-SG49
SG43	- C	99	- ALC-ALI-DTM-SG44-SG45-SG46-SG47-SG48
SG46	- C	2	- MOA-RNG
RNG	- C	1	- Range details

Function:
To identify a range.

	EDIFACT	GS1	*	Description
6167 Range type code qualifier	M an..3	M		3 = Monetary range
C280 RANGE	C	R		
6411 Measurement unit code	M an..3	M		
6162 Range minimum value	C n..18	O		
6152 Range maximum value	C n..18	O		

Segment Notes:
This segment is used to specify ranges which apply to the previous MOA segment.

Example:
RNG+3+KGM:1200:1800'

5. Segments Layout

Segment number: 89

SG27	- C	200000	- LIN-PIA-IMD-MEA-QTY-ALI-DTM-MOA-GIN-QVR-FTX-SG32-SG33-SG34-SG37-SG38-SG39-SG43-SG49
SG43	- C	99	- ALC-ALI-DTM-SG44-SG45-SG46-SG47-SG48
SG47	- C	1	- RTE-RNG
RNG	- C	1	- Range details

Function:
To identify a range.

		EDIFACT	GS1	*	Description
6167	Range type code qualifier	M an..3	M		1 = Allowance range 2 = Charge range
C280	RANGE	C	R		
6411	Measurement unit code	M an..3	M		
6162	Range minimum value	C n..18	O		
6152	Range maximum value	C n..18	O		

Segment Notes:
This segment is used to specify ranges which apply to the previous RTE segment.

Example:
RNG+2+KGM:600:1200'

5. Segments Layout

Segment number: 90

SG27	- C	200000	- LIN-PIA-IMD-MEA-QTY-ALI-DTM-MOA-GIN-QVR-FTX-SG32-SG33-SG34-SG37-SG38-SG39-SG43-SG49		
SG43	- C	99	- ALC-ALI-DTM-SG44-SG45-SG46-SG47-SG48		
SG48	- C	5	- TAX-MOA		
TAX	- M	1	- Duty/tax/fee details		
Function:					
To specify relevant duty/tax/fee information.					
		EDIFACT	GS1	*	Description
5283	Duty or tax or fee function code qualifier	M an..3	M		5 = Customs duty 7 = Tax
C241	DUTY/TAX/FEE TYPE	C	D		
5153	Duty or tax or fee type name code	C an..3	O		GST = Goods and services tax VAT = Value added tax
1131	Code list identification code	C an..17	O		
3055	Code list responsible agency code	C an..3	D		
5152	Duty or tax or fee type name	C an..35	O		
C533	DUTY/TAX/FEE ACCOUNT DETAIL	C	O		
5289	Duty or tax or fee account code	M an..6	M		
1131	Code list identification code	C an..17	O		
3055	Code list responsible agency code	C an..3	D		
5286	Duty or tax or fee assessment basis value	C an..15	O		
C243	DUTY/TAX/FEE DETAIL	C	A		
5279	Duty or tax or fee rate code	C an..7	O		
1131	Code list identification code	C an..17	O		
3055	Code list responsible agency code	C an..3	D		
5278	Duty or tax or fee rate	C an..17	R		
5273	Duty or tax or fee rate basis code	C an..12	O		
1131	Code list identification code	C an..17	O		
3055	Code list responsible agency code	C an..3	D		
5305	Duty or tax or fee category code	C an..3	D		A = Mixed tax rate E = Exempt from tax S = Standard rate
3446	Party tax identifier	C an..20	O		
1227	Calculation sequence code	C an..3	N		
Segment Notes:					
This segment is used to specify any taxes or duties which related to the allowance or charge information for the current line item.					

5. Segments Layout

Segment number: 90

Example:
TAX+7+VAT+++:::12+S'

Dependency notes:
DE C241 and 5305: Tax types and categories will differ from country to country. They are to be defined by national guidelines.

5. Segments Layout

Segment number: 91

SG27	- C	200000	- LIN-PIA-IMD-MEA-QTY-ALI-DTM-MOA-GIN-QVR-FTX-SG32-SG33-SG34-SG37-SG38-SG39-SG43-SG49
SG43	- C	99	- ALC-ALI-DTM-SG44-SG45-SG46-SG47-SG48
SG48	- C	5	- TAX-MOA
MOA	- C	1	- Monetary amount

Function:
To specify a monetary amount.

	EDIFACT	GS1	*	Description
C516	MONETARY AMOUNT	M	M	
5025	Monetary amount type code qualifier	M an..3	M	124 = Tax amount 125 = Taxable amount
5004	Monetary amount	C n..35	R	
6345	Currency identification code	C an..3	N	
6343	Currency type code qualifier	C an..3	N	
4405	Status description code	C an..3	N	

Segment Notes:
This segment is used to specify monetary amounts related to the previous TAX segment.

Example:
MOA+124:48.60'

5. Segments Layout

Segment number: 92

SG27	- C	200000	- LIN-PIA-IMD-MEA-QTY-ALI-DTM-MOA-GIN-QVR-FTX-SG32-SG33-SG34-SG37-SG38-SG39-SG43-SG49		
SG49	- C	10	- TDT		
TDT	- M	1	- Details of transport		
Function:					
To specify the transport details such as mode of transport, means of transport, its conveyance reference number and the identification of the means of transport.					
		EDIFACT	GS1	*	Description
8051	Transport stage code qualifier	M an..3	M		12 = At departure 13 = At destination 20 = Main-carriage transport
8028	Means of transport journey identifier	C an..17	O		Reference number covering the transport.
C220	MODE OF TRANSPORT	C	A		
8067	Transport mode name code	C an..3	R		
8066	Transport mode name	C an..17	N		
C228	TRANSPORT MEANS	C	O		Data Elements 8179 and 8178 are only used when the type of transport must be specifically identified, that is, a generic description such as road transport is unsuitable.
8179	Transport means description code	C an..8	D		23 = Rail bulk car 31 = Truck
8178	Transport means description	C an..17	D		
C040	CARRIER	C	O		
3127	Carrier identifier	C an..17	A		Global Location Number GLN - Format n13
1131	Code list identification code	C an..17	O		
3055	Code list responsible agency code	C an..3	D		9 = GS1
3128	Carrier name	C an..35	O		
8101	Transit direction indicator code	C an..3	O		BS = Buyer to supplier SB = Supplier to buyer
C401	EXCESS TRANSPORTATION INFORMATION	C	N		
8457	Excess transportation reason code	M an..3			
8459	Excess transportation responsibility code	M an..3			
7130	Customer shipment authorisation identifier	C an..17			
C222	TRANSPORT IDENTIFICATION	C	O		
8213	Transport means identification name identifier	C an..9	O		
1131	Code list identification code	C an..17	O		
3055	Code list responsible agency code	C an..3	D		DE 3055 must be used if DE 8213 is used.
8212	Transport means identification	C an..35	R		Vehicle license plate/Aircraft number.

5. Segments Layout

Segment number: 92

		EDIFACT	GS1	*	Description
	name				
8453	Transport means nationality code	C an..3	O		ISO 3166 two alpha code
8281	Transport means ownership indicator code	C an..3	N		

Segment Notes:

This segment is used to specify transport information for the current line item, such as requesting an express transport service. It overrides any transport details specified in the TDT segment at the heading level of the message for this line item only.

Example:

TDT+20++30+31'

5. Segments Layout

Segment number: 93

UNS - M 1 - Section control				
<p>Function:</p> <p>To separate header, detail and summary sections of a message.</p> <p>Notes:</p> <p>1. To be used by message designers when required to avoid ambiguities. Mandatory only if specified for the type of message concerned.</p>				
	EDIFACT	GS1	*	Description
0081 Section identification	M a1	M	*	S = Detail/summary section separation
<p>Segment Notes:</p> <p>This segment is used to separate the detail and summary sections of the message.</p> <p>Example:</p> <p>UNS+S'</p>				

5. Segments Layout

Segment number: 94

MOA - C 12 - Monetary amount				
Function: To specify a monetary amount.				
	EDIFACT	GS1	*	Description
C516 MONETARY AMOUNT	M	M		
5025 Monetary amount type code qualifier	M an..3	M		79 = Total line items amount 86 = Message total monetary amount 176 = Message total duty/tax/fee amount 259 = Total charges 260 = Total allowances
5004 Monetary amount	C n..35	R		
6345 Currency identification code	C an..3	N		
6343 Currency type code qualifier	C an..3	N		
4405 Status description code	C an..3	N		
Segment Notes: This segment is used to indicate total amounts for the purchase order change. Example: MOA+79:15000' MOA+259:400' MOA+260:1800' Assuming that the currency of the order change is EURO, the total value of the line items identified in the message is 15000 EURO, with the total value of the charges and allowances equalling 400 and 1800 EURO respectively.				

5. Segments Layout

Segment number: 95

CNT - C 10 - Control total				
Function: To provide control total.				
	EDIFACT	GS1	*	Description
C270 CONTROL	M	M		
6069 Control total type code qualifier	M an..3	M	*	<p>1 = Total value of the quantity segments at line level in a message 2 = Number of line items in message 7 = Total gross weight 29 = Total net weight of consignment</p> <p>When using code value '7= Total gross weight' in this data element the total specified in data element 6066 is arrived at by adding the values in data element 6314 of the MEA segment at LIN level when code value AAB is used in the same MEA segment.</p> <p>When using code value '29 = Total net weight of consignment' in this data element the total specified in data element 6066 is arrived at by adding the values in data element 6314 of the MEA segment at LIN level when code value AAA is used in the same MEA segment.</p>
6066 Control total value	M n..18	M		
6411 Measurement unit code	C an..3	O		
Segment Notes: This segment is used to provide message control totals. Example: CNT+2:157'				

5. Segments Layout

Segment number: 96

UNT - M 1 - Message trailer				
Function: To end and check the completeness of a message.				
	EDIFACT	GS1	*	Description
0074	Number of segments in the message	M n..6	M	The total number of segments in the message is detailed here.
0062	Message reference number	M an..14	M	The message reference numbered detailed here should equal the one specified in the UNH segment.
Segment Notes: This segment is a mandatory UN/EDIFACT segment. It must always be the last segment in the message. Example: UNT+102+ME000001'				

5. Segments Layout

Segment number: 97

UNZ - M 1 - Interchange trailer				
Function: To end and check the completeness of an interchange.				
	EDIFACT	GS1	*	Description
0036 Interchange control count	M n..6	M		Number of messages or functional groups within an interchange.
0020 Interchange control reference	M an..14	M		Identical to DE 0020 in UNB segment.
Segment Notes: This segment is used to provide the trailer of an interchange. UNZ+5+1234555' DE 0036: If functional groups are used, this is the number of functional groups within the interchange. If functional groups are not used, this is the number of messages within the interchange.				

6. Examples

The following is an example of a simple Purchase Order Change Request message, reference number ORCH5125, sent on the 30th March 2002. The original order had the reference number 47831 and was placed on the 25th February 2002.

The buyer is identified by GLN 5412345000013 with a VAT Registered Number of 83565432, and the supplier identified by GLN 4012345500004 with a VAT Registered Number of 87765432.

The original order consisted of three lines, of which line 1 is being deleted, line 2 has no change, and line 3 has a change to order quantity from 48 to 50. The pricing and Vat information is re-transmitted for information purposes and the total line item amount is recalculated using the new quantity.

UNH+ME000001+ORDCHG:D:01B:UN:EAN007'	Message header
BGM+230+ORCH5125+4'	Purchase order change request number ORCH5125
DTM+137:20020330:102'	Message date 30 March 2002
RFF+ON:47831'	Purchase order reference number 47831
DTM+171:20020225:102'	Reference date
NAD+BY+5412345000013::9'	Buyer identified by GLN 5412345000013
RFF+VA:83565432'	Buyer VAT registration number
NAD+SU+4012345500004::9'	Supplier identified by GLN 4012345500004
RFF+VA:87765432'	Supplier VAT registration number
LIN+1+2+5412345111115:SRV'	Line item number 1 to delete product identified by GTIN 5412345111115
RFF+ON:47831:1'	Original purchase order reference number 47831 line item 1
LIN+2+11+3312345501003:SRV'	Line item number 2 not amend product identified by GTIN 3312345501003
RFF+ON:47831:2'	Original purchase order reference number 47831 line item 2
LIN+3+3+3312345501102:SRV'	Line item number 3 changed products identified by GTIN 3312345501102
QTY+21:50'	Ordered quantity 50
MOA+203:700'	Line item amount 700
PRI+AAA:14:CT:AAE'	Net price for line item including allowances/charges excluding taxes is 14 not subject to fluctuation
RFF+ON:47831:3'	Original purchase order reference number 47831 line item 3
TAX+7+VAT+++:::17.5+S'	Tax is VAT of 17.5 % standard rate
MOA+124:122.50'	Monetary amount for the tax 122.5
UNS+S'	Detail summary section separator
CNT+2:3'	Number of line items in the message 3
UNT+23+ME000001'	Total number of segments in the message equals 23

6. Examples

Note:

The EDI interchange will include the UNB..UNZ segments and, if applicable, the UNG..UNE segments. (See Part I, section 5.7)